



CATALOG
PRODUCTS

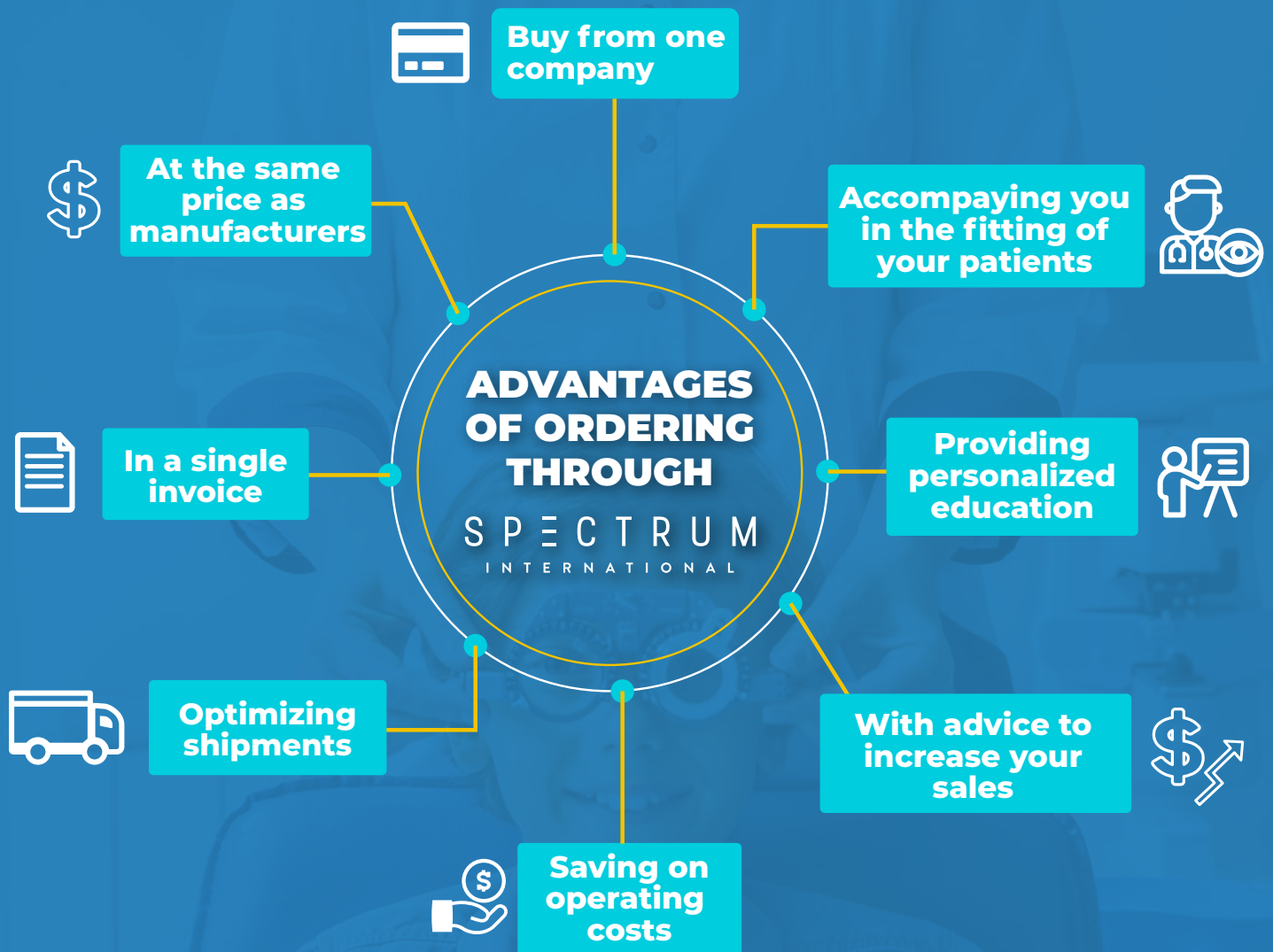
SPECTRUM
INTERNATIONAL

A woman with blonde hair is wearing a head-mounted display (HMD) and holding a smartphone. In the background, a robotic hand is visible, holding a small object. The entire scene is overlaid with a semi-transparent blue filter.

Focused on the
EDUCATION AND DIFFERENTIATION
of visual specialists through
the largest portfolio
in the industry

S P E C T R U M
I N T E R N A T I O N A L

ONESTOP SHOP



INDEX

Content Page

Contact Lenses

Molded Lenses	4 - 8
Extreme H2O	9 - 12
Markennovy	13 - 22
SynergEyes	23 - 28
Europa Scleral	29 - 31
SmartLens	32 - 34
ICD Flexfit	35 - 37
BostonSight	38 - 40
X-Cel	41 - 63
Moonlens	64 - 66
Elipsys	67 - 69
Orion	70 - 73
Spectrum Color	74 - 77

Supplies 78

Oté	79 - 80
Vibrant Vue	81
Spectrum Saline	82
Spectrum PRX	83
Test and contrast strips	84 - 85
DMV - Insertion and removal suction cups	86 - 87

Equipment 88

Medmont Topographer	89
Spectrum Adaptor	90
Spectrum Eye Mask	91
Spectrum Meibographer	92



MOLDED LENSES

Claria


JADE

Claria 

XTENSA
PREMIUM



High definition vision
Aberration control



GrabSoo
Technology

Claria is the most innovative and comfortable silicone hydrogel lens on the market with the highest technology parameters such as: Class 1 UV Filter which blocks 90% of UVA and 99% of UVB rays, HD Vision, Aberration Control and Grabsoo Technology.

PARAMETERS

	SPHERIC
MATERIAL	Silicone Hydrogel
WATER CONTENT	45%
BASE CURVE	8.6mm
DIAMETER	14.2mm
POWER	+6.00 to -6.00 (0.25 step) -6.50 to -12.00 (de 0.50 step) +6.50 to +8.00 (de 0.50 step)
DK	70
DK/t (@-3.00D)	119
MODULUS	0.4 - 0.5
PACK	6

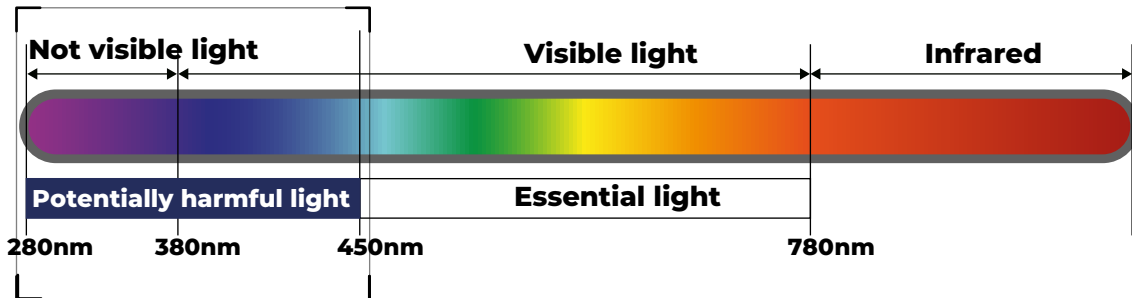
	TORIC
MATERIAL	Silicone Hydrogel
WATER CONTENT	45%
BASE CURVE	8.6mm
DIAMETER	14.2mm
POWER	SPH: +6.00 to -6.00 (0.25 step) -6.50 to -12.00 (0.50 step)
CYLINDER POWER	-0.75, -1.25, -1.75, -2.25, -2.75
AXIS	10° to 180° (in 10° steps)
DK	70
DK/t (@-3.00D)	75
MODULUS	0.4 - 0.5
PACK	6

Spheric
 Toric
 Monthly



LENS WITH LOCK BLUE LIGHT

Every day we are exposed to high energy light



Blue light is a range of the visible light spectrum, defined by having a short wavelength between 400 to 450nm with high energy in the visible region. Blue light penetrates the lens and adversely affect retinal epithelial cells (macular degeneration, eye strain, decreased vision, etc).

PARAMETERS

MATERIAL	Methafilcon A
WATER CONTENT	55%
BASE CURVE	8.6mm
DIAMETER	14.2mm
POWER	+0.25 a +6.00 (0.25 step) -0.00 a -6.00 (0.25 step) -6.50 a -10.00 (0.50 step)
DK	20
PACK	6



ASSL Method Aqua Safety Shield Layer

**Easy and
comfortable fitting**

Claria H lenses have two geometries which are **Claria H Toric** designed for users with astigmatism that ensures clear and stable vision throughout the day and Claria H Spherical for the correction of myopia or hyperopia providing clear vision even in low light or low contrast and are made of **Hioxifilcon D** material that favors the accumulation of water on the surface of the cornea and reduces friction with the eye. Thanks to their moisturizing properties, **Claria H** lenses do not dehydrate and the wearer will not feel any discomfort when using them. The material maintains ocular hydration, guaranteeing excellent comfort throughout the entire wearing time.

It also has a Class 2 UV filter that protects the eyes against the harmful effects of UVA radiation by 85% and UVB by 40%.

PARAMETERS

SPHERIC

MATERIAL	Hioxifilcon D
WATER CONTENT	55%
BASE CURVE	8.6mm
DIAMETER	14.2mm
POWER	+12.00 to +6.50D (0.50D step) +6.00 to -6.00D (0.25D step) -6.50 to -20.00D (0.50D step)
HANDLING TINT	Blue
CENTRAL THICKNESS	0.102 mm @ -3.00D
PACK	6

TORIC

MATERIAL	Hioxifilcon D
WATER CONTENT	55%
BASE CURVE	8.6mm
DIAMETER	14.2mm
POWER	+6.00 to +4.50D (0.25D step) +4.00 to -6.00D (0.25D step) -6.50 to -12.00D (0.50D step)
HANDLING TINT	Blue
CYLINDER POWER	-0.75, -1.25, -1.75, -2.25
AXIS	10° to 180° (Every 10 degree)
AXIS MARKS	Single arrow indication at 6 o'clock
CENTRAL THICKNESS	0.108mm @ -3.00D
PACK	6



Improved oxygen transmission

Improved stability on eye

Xtensa Premium Aspheric and **Xtensa Premium Toric** contact lenses provide superior visual acuity and long-lasting comfort. That's because they are made with **Aquagrip® Technology**, whose water retention properties improve resistance to dehydration and increase the wettability of the lens surface with enhanced hydrophilic properties.

PARAMETERS

SPHERIC	
MATERIAL	43% Hioxifilcon A, 57% Water Cont.
BASE CURVE	8.6mm
DIAMETER	14.2mm
POWER	-12.00 to +6.00D +00.00 to -6.00D (0.25D step) -6.50 to -12.00D (0.50D step) +00.00 to +4.00D (0.25D step) +4.50 to +6.00D (0.50D step)
HANDLING TINT	Blue
CENTRAL THICKNESS	0.084mm @ -3.00D
DK/t (@-3.00D)	30.11x10 ⁻⁹ (cm/s) (mIO ₂ /ml.mm Hg)
OXYGEN PERMEABILITY DK@35°C	25.29x10 ⁻¹¹ (cm ² /s) (mIO ₂ /ml.mm Hg)
PACK	6

TORIC	
MATERIAL	43% Hioxifilcon A, 57% Water Cont.
BASE CURVE	8.7mm
DIAMETER	14.4mm
POWER	-8.00 to +4.00D +00.00 to -6.00D (0.25D step) -6.50 to -8.00D (0.50D step) +00.00 to +4.00D (0.25D step)
HANDLING TINT	Blue
CYLINDER POWER	-0.75D, -1.25D, -1.75D, -2.25D y -2.75D*
AXIS	10° to 180° (in 10° steps)
AXIS MARKS	Single arrow indication at 6 o'clock
CENTRAL THICKNESS	0.099mm @ -3.00D
DK/t (@-3.00D)	24.70x10 ⁻⁹ (cm/s) (mIO ₂ /ml.mm Hg)
OXYGEN PERMEABILITY DK@35°C	24.45x10 ⁻¹¹ (cm ² /s) (mIO ₂ /ml.mm Hg)
PACK	6

* Cylinder Power -2.75D requires a minimum purchase.

A close-up portrait of a woman's face, focusing on her eyes. She has light-colored eyes and is wearing soft contact lenses. Her hair is pulled back, and she has a small diamond earring in her left ear. The background is a soft, out-of-focus gradient of light colors.

SOFT LENSES

extremeH2O[®]

extremeH2O® 54

Two diameter options: 13.6mm and 14.2mm

Why Two Diameters?

For years, lens manufacturers have touted the idea that increased oxygen to the cornea results in a more comfortable contact lens wearing experience. Despite that, dropout rates have fundamentally not changed. There's clear evidence that oxygen is not the cure for comfort. Important yes, but not a complete solution - hydration and fit are key factors.

Extreme H2O 54 Fitting Guide

The lens should attain full corneal coverage and overlap the limbus by 3/4mm. If there is more than 1mm overlap, fit a smaller (13.6mm) diameter lens. If the lens moves too much or is not comfortable, fit a larger (14.2mm) diameter lens.

Measure HVID	
≤ 11.3mm start with 13.6	> 11.3mm start with 14.2
<ul style="list-style-type: none"> • Patients with smaller than average corneas. • Pediatric eyes. • Patients with tight lids. • Patients with small fissures. • Patients who have difficulty inserting and removing their lenses. 	<ul style="list-style-type: none"> • Patients with average to large size corneas. • Patients with too much lens movement. • Patients with too much lid interaction causing discomfort from the lens edge. • Patients with centering issues.

Parameters		
Material	Hioxifilcon D with 54% water	
Polymer Type	GMA/HEMA copolymer, group 2, high water, non-ionic	
Handling Tint	Light blue	
O ₂ Permeability	21 Dk (Fatt units @ 35°C)	
Packaging	Blister pack (6 per box)	
Wear Indication	Daily wear: monthly replacement suggested	
Diameter	13.6 mm	14.2 mm
Center Thickness	0.081 mm @ -3.00 mm	0.085 mm @ -3.00 mm
Base Curve	Median 8.3 mm <i>(due to small diameter)</i>	Median 8.6 mm
Powers	+1.00 to +6.00 -0.50 to -8.00 <i>(0.50D steps after +4.00)</i>	+1.00 to +6.00 -0.50 to -8.00 <i>(0.50D steps after +4.00)</i>

extremeH2O® 54 Toric

Low Cyl and Mid Cyl

LC: The lowest available cylinder: Designed for patients with astigmatism from 0.50D to 1.00D

MC: Designed for patients with astigmatism from 1.00D to 1.50D

Toric stability is a function of design and material

Extreme **H2O 54 Toric** lenses are made with our advanced breakthrough material in a prism ballast design with a toric back surface. This combination is what enables our toric lenses to perform at a higher level for visual acuity and all-day comfort.

Design Features	Design Benefits
Cast molded	High reproducibility for consistent performance
Prism ballast design	Predicable orientation with minimal rotation
Back surface toric	Rapid stabilization
Tapered edge	Minimal lower lid interaction for outstanding comfort

Parameters		
Material	Hioxifilcon D with 54% water	
Polymer Type	GMA/HEMA copolymer, group 2, high water, non-ionic	
Handling Tint	Light blue	
O2 Permeability	21 Dk (Fatt units @ 35°C)	
Packaging	Blister pack (6 per box)	
Wear Indication	Daily wear: Monthly replacement suggested	
Diameter/Center Thickness	14.2 mm / 0.145 @ -3.00 mm (varies with power)	
Base Curve	Median 8.6 mm	
	LC (low cyl)	MC (mid cyl)
Sphere Power	-0.25 to -6.00 & Pl to +4.00	-0.25 to -6.00 & Pl to +4.00
Cylinder Power	-0.65D	-1.25D
Axis	15°, 75°, 90°, 105°, 165°, 180°	10°, 20°, 80°, 90°, 100°, 160° 170°, 180°



20° 6 o'clock 20°
Scribe Marks

extremeH2O® 59

A Problem Solver for Dryness & Discomfort

The Problem: Discomfort Due to Dryness

- 60% of contact lens users experience dryness and discomfort.
- 16% to 30% drop out of their contact lenses each year.*
- 41% of these dropouts are due to dryness and discomfort.

Who are these patients?	What are their complaints?
Middle-aged users	Discomfort due to dryness
People taking certain medications	
People working in climate controlled offices	Inability to wear lenses for more than 6 to 8 hours a day
People living in low humidity areas	
Computer users	Reduced visual acuity after 6 to 8 hours wear due to lens instability
Allergy sufferers	

The Solution: Extreme H2O 59

The Extreme H2O 59 lens retains 99% of its water content on the eye, even under extreme conditions. All lens dimensions and oxygen permeability present in the first hour of wear will be present in the last. Lens comfort, movement and fit will be stable throughout the day.

High performance material retains 99% of its water

*John Rumpakis, O.D., M.B.A., "New Data on Contact Lens Dropouts: An International Perspective," *Review of Optometry*, Jan 15, 2010
 **Data referenced from MBA Key Metrics Report 3/22/2018

Parameters		
Material	Hioxifilcon A with 59% water	
Polymer Type	GMA/HEMA copolymer, group 2, high water, non-ionic	
Handling Tint	Light blue	
O ₂ Permeability	28 Dk (Fatt units @ 35°C)	
Packaging	Blister pack (6 per box)	
Wear Indication	Daily wear: 2-week replacement suggested	
	Thin	Xtra
Diameter	14.2 mm	14.2 mm
Center Thickness	0.085 mm @ -3.00 mm	0.145 mm @ -3.00 mm
Base Curve	Median (8.6mm)	Median (8.6 mm) Steep (8.3 mm)
Powers	+1.00 to +6.00 -0.50 to -8.00 <i>0.50D steps after +4.00</i>	Median: +1.00 to +6.00 & -0.50 to -8.00 <i>0.50D steps after +4.00</i> Steep: -1.00 to -8.00



Inspire your eyes

markennovy

**SOFT
CUSTOM
LENSES**

MONTHLY CONTACT LENSES



Blu:gen - monthly

- SPHERIC
- MULTIFOCAL
- TORIC
- MULTIFOCAL TORIC

Blu: gen is a silicone hydrogel lens, combining a Class I UV Filter with selective Blue Light Blocking to protect the eye from upwards of 99% of UVB, 93% of UVA, and 14% of harmful blue-violet light. Its high water content, low dehydration material featuring the lowest modulus of all silicone hydrogels on the market (0.25 Mpa) offers your patients a healthy, comfortable all-day wearing experience.

PARAMETERS	
BASE CURVES (mm)	6.50 to 9.80 (0.30)
DIAMETERS (mm)	11.50 to 16.50 (0.50)
SPHERES (D)	±30.00 (0.25)
CYLINDERS (D)	-0.75 to -8.00 (0.25)
AXES (°)	All (1°)
ADDITIONS	0.50 to 4.00 (0.25) CD/CN

MATERIAL	
TYPE	Filcon 5B (60) [75%]
DK (ISO 9913-1-1998)	60
DK/T (-3.00 D)	50
WATER CONTENT	75%
CENTRAL THICKNESS (-3.00 D)	0.12
COF	0.05
MODULUS	0.25
UV FILTER	Class 1
BLUE LIGHT BLOCKING	Yes
HANDLING TINT	Green
PACK SIZE	3 & 6 Lenses
MANUFACTURING PROCESS	Lathed



Blu:kidz - monthly

- SPHERIC
- MULTIFOCAL
- TORIC
- MULTIFOCAL TORIC

Blu:kidz is a silicone hydrogel lens, combining a Class 1 UV Filter with selective Blue Light Blocking to protect the eye from upwards of 99% of UVB, 93% of UVA, and 14% of harmful blue-violet light. Its child-friendly range of diameters makes it possible to fit even the smallest of eyes, whilst its green handling tint and high water content, low dehydration material provide improved handling and comfort-perfect for first-time contact lens wearers!

PARAMETERS	
BASE CURVES (mm)	6.50 to 9.80 (0.30)
DIAMETERS (mm)	11.50 to 16.50 (0.50)
SPHERES (D)	±30.00 (0.25)
CYLINDERS (D)	-0.75 to -8.00 (0.25)
AXES (°)	All (1°)
ADDITIONS	0.50 to 4.00 (0.25) CD/CN

MATERIAL	
TYPE	Filcon 5B (60) [75%]
DK (ISO 9913-1-1998)	60
DK/T (-3.00 D)	50
WATER CONTENT	75%
CENTRAL THICKNESS (-3.00 D)	0.12
COF	0.05
MODULUS	0.25
UV FILTER	Class 1
BLUE LIGHT BLOCKING	Yes
HANDLING TINT	Green
PACK SIZE	3 & 6 Lenses
MANUFACTURING PROCESS	Lathed

CALCULATE THE LENS WITH Ø AND BC			
DØ (mm)	BC (mm)	Km = (K1+K2)/2	
11.50/12.00	6.50 - 8.30	Km +0.0	
12.50	6.50 - 8.60	Km +0.0	
13.00	6.50 - 8.90	Km +0.0	
13.50	6.80 - 9.20	Km +0.1	
14.00	7.10 - 9.50	Km +0.4	
14.50	7.40 - 9.80	Km +0.5	
15.00	7.70 - 9.80	Km +0.7	
15.50	8.00 - 9.80	Km +0.9	
16.00	8.30 - 9.80	Km +1.1	
16.50	8.60 - 9.80	Km +1.3	

Blu:gen y Blu:kidz Fitting Guide

Lens Ø: Add 3mm to the visible iris diameter
BC: Km = (K1+K2)/2



Saphir Rx - monthly

- SPHERIC MULTIFOCAL
 TORIC MULTIFOCAL TORIC

Saphir RX is a silicone hydrogel lens, featuring a comfortable high water content, low dehydration material with a highly lubricious surface (CoF = 0.02). Its low modulus (0.33 Mpa) adds to the comfort of the lens whilst ensuring vision quality and easy handling throughout the lens' life cycle.

CALCULATE THE LENS WITH Ø AND RB

Saphir RX Fitting Guide

Lens Ø: Add 3mm to the visible iris diameter
BC: $Km = (K1+K2)/2$

DØ (mm)	BC (mm)	Km= (K1+K2)/2
13.00	6.50 - 8.90	Km +0.0
13.50	7.10 - 9.20	Km +0.1
14.00	7.40 - 9.50	Km +0.3
14.50	7.70 - 9.80	Km +0.5
15.00	8.00 - 9.80	Km +0.7
15.50	8.30 - 9.80	Km +0.9
16.00	8.60 - 9.80	Km +1.1



Gentle 80 - monthly

- SPHERIC MULTIFOCAL
 TORIC MULTIFOCAL TORIC

Gentle 80 is a bio-inspired hydrogel lens designed to imitate the natural properties of the cornea. Its material combines high water content, low dehydration, and the lowest modulus on the market (0.13 MPa) with oxygen transmissibility that reaches silicone hydrogel levels (Dk = 60), achieving award-winning comfort and health.

CALCULATE THE LENS WITH Ø AND RB

Gentle 80 Fitting Guide

Lens Ø: Add 3mm to the visible iris diameter
BC: $Km = (K1+K2)/2$

DØ (mm)	BC (mm)	Km= (K1+K2)/2
13.00	7.10 - 8.90	Km +0.0
13.50	7.10 - 9.20	Km +0.0
14.00	7.40 - 9.50	Km +0.1
14.50	7.70 - 9.80	Km +0.3
15.00	8.00 - 9.80	Km +0.5
15.50	8.30 - 9.80	Km +0.7
16.00	8.60 - 9.80	Km +0.9

PARAMETERS

BASE CURVES (mm)	6.80 to 9.80 (0.30)
DIAMETERS (mm)	13.00 to 16.00 (0.50)
SPHERES (D)	±30.00 (0.25)
CYLINDERS (D)	-0.75 to -8.00 (0.25)
AXES (°)	All (1°)
ADDITIONS	0.50 to 4.00 (0.50) CD/CN

MATERIAL

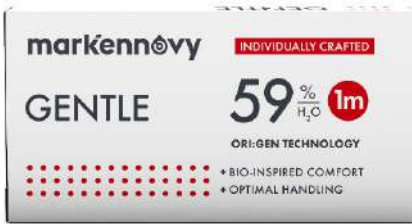
TYPE	Filcon 5B (60) [75%]
DK (ISO 9913-1-1998)	60
DK/T (-3.00 D)	50
WATER CONTENT	75%
CENTRAL THICKNESS (-3.00 D)	0.12
COF	0.02
MODULUS	0.33
UV FILTER	Class 1
HANDLING TINT	Blue
PACK SIZE	3 & 6 lenses
MANUFACTURING PROCESS	Lathed

PARAMETERS

BASE CURVES (mm)	7.10 to 9.80 (0.30)
DIAMETERS (mm)	13.00 to 16.00 (0.50)
SPHERES (D)	±30.00 (0.25)
CYLINDERS (D)	-0.75 to -8.00 (0.25)
AXES (°)	All (1°)
ADDITIONS	0.50 to 4.00 (0.50) CD/CN

MATERIAL

TYPE	Filcon 2 (60) [80%]
DK (ISO 9913-1-1998)	60
DK/T (-3.00 D)	50
WATER CONTENT	80%
CENTRAL THICKNESS (-3.00 D)	0.12
COF	0.06
MODULUS	0.16
UV FILTER	Class 1
HANDLING TINT	Blue
PACK SIZE	3 & 6 Lenses
MANUFACTURING PROCESS	Lathed



Gentle 59 - monthly

- SPHERIC
- MULTIFOCAL
- TORIC
- MULTIFOCAL TORIC

Gentle 59 is a bio-inspired hydrogel lens designed to imitate the natural properties of the cornea. It combines high surface lubricity (CoF = 0.05) with low dehydration (< 1%) for excellent comfort, and its modulus (0.36 Mpa) has been carefully calibrated to achieve optimal handling and vision quality throughout the lens' lifecycle, without reducing comfort or health.

CALCULATE THE LENS WITH Ø AND RB			
	DØ (mm)	BC (mm)	Km= (K1+K2)/2
Gentle 59 Fitting Guide Lens Ø: Add 3mm to the visible iris diameter BC: Km = (K1+K2)/2	13.00	7.10 - 8.90	Km +0.0
	13.50	7.10 - 9.20	Km +0.2
	14.00	7.40 - 9.50	Km +0.4
	14.50	7.70 - 9.80	Km +0.6
	15.00	8.00 - 9.80	Km +0.8
	15.50	8.30 - 9.80	Km +1.0
	16.00	8.60 - 9.80	Km +1.2

PARAMETERS

BASE CURVES (mm)	7.10 to 9.80 (0.30)
DIAMETERS (mm)	13.00 to 16.00 (0.50)
SPHERES (D)	±30.00 (0.25)
CYLINDERS (D)	-0.75 to -8.00 (0.25)
AXES (°)	All (1°)
ADDITIONS	0.50 to 4.00 (0.50) CD/CN

MATERIAL

TYPE	Filcon 2 (30) [59%]
DK (ISO 9913-1-1998)	30
DK/T (-3.00 D)	25
WATER CONTENT	59%
CENTRAL THICKNESS (-3.00 D)	0.12
COF	0.05
MODULUS	0.36
HANDLING TINT	Blue
PACK SIZE	3 & 6 Lenses
MANUFACTURING PROCESS	Lathed

QUARTERLY CONTACT LENSES



Quattro - quarterly

- SPHERIC
- MULTIFOCAL
- TORIC

Quattro provides spherical, toric and multifocal correction in multiple diameters for patients already accustomed to a 3-monthly lens replacement.

PARAMETERS

BASE CURVES (mm)	SPH, TOR 7.70 to 9.80 (0.30) (Ø 14.50) MF 8.00 to 9.00 (0.20) (Ø 14.00) SPH, TOR 7.10 to 9.20 (0.30) (Ø 13.00)
DIAMETERS (mm)	SPH, TOR 13.00 & 14.50 MF 14.00
SPHERES (D)	SPH, TOR ±30.00 (0.25) MF: -12.00 to -1.00 / +1.00 to +8.00 (0.25)
CYLINDERS (D)	-0.75 to -8.00 (0.25)
AXES (°)	All (5°)

ADDITION		SPH +	SPH -
	A	1.00 CN	1.00 CD
	B	1.75 CN	2.00 CD
	C	2.50 CN	3.00 CD

MATERIAL

TYPE	Filcon 1 (15) [49%]
DK (ISO 9913-1-1998)	15
DK/T (-3.00 D)	17
WATER CONTENT	49%
COF	0.09
MODULUS	0.41
HANDLING TINT	Blue
PACK SIZE	Single and 2-pack
MANUFACTURING PROCESS	Lathed



Saphir - quarterly

- SPHERIC
- MULTIFOCAL
- TORIC
- MULTIFOCAL TORIC

Saphir provides comfortable, healthy contact lens wear to patients accustomed to a 3-monthly lens replacement.



Equilibria - quarterly

- SPHERIC
- MULTIFOCAL
- TORIC
- MULTIFOCAL TORIC

Equilibria provides a non-silicone option, featuring good water retention and tensile properties, for patients already accustomed to a 3-monthly lens replacement.

Calculate your lens

LØ (mm)	14.50
CB (mm)	7.70 - 9.80
FITTING RULE $K_m = (K1+K2)/2$	0.8

CONVENTIONAL REPLACEMENT



Quattro - annual

- SPHERIC
- MULTIFOCAL
- TORIC

Quattro provides spherical, toric and multifocal correction in multiple diameters for patients already accustomed to a 1-year lens replacement.

PARAMETERS

BASE CURVES (mm)	6.80 to 9.80 (0.30)
DIAMETERS (mm)	13.00 to 16.00 (0.50)
SPHERES (D)	±30.00 (0.25)
CYLINDERS (D)	-0.75 to -8.00 (0.25)
AXES (°)	All (5°)
ADDITIONS	0.50 to 4.00 (0.50) CD/CN

MATERIAL

TYPE	Filcon 5B (60) [75%]
DK (ISO 9913-1-1998)	60
DK/T (-3.00 D)	50
WATER CONTENT	75%
CENTRAL THICKNESS (-3.00 D)	0.12
COF	0.04
MODULUS	0.29
HANDLING TINT	No
PACK SIZE	Single and 2-pack
MANUFACTURING PROCESS	Lathed

PARAMETERS

BASE CURVES (mm)	7.70 to 9.80 (0.30)
DIAMETERS (mm)	14.50
SPHERES (D)	SPH, TOR ±30.00 (0.25) MF, MFT ±23.00 (0.25)
CYLINDERS (D)	-0.75 to -8.00 (0.25)
AXES (°)	All (5°)
ADDITIONS	1.00 to 3.00 (0.50) CD/CN

MATERIAL

TYPE	Filcon 2 (24) [59%]
DK (ISO 9913-1-1998)	24
WATER CONTENT	59%
COF	0.07
MODULUS	0.32
HANDLING TINT	Blue
PACK SIZE	Single and 2-pack
MANUFACTURING PROCESS	Lathed

PARAMETERS

BASE CURVES (mm)	SPH, TOR 7.70 to 9.80 (0.30) (Ø 14.50) MF 8.00 to 9.00 (0.20) (Ø 14.00) SPH, TOR 7.10 to 9.20 (0.30) (Ø 13.00)
DIAMETERS (mm)	SPH, TOR 13.00 & 14.50 MF 14.00
SPHERES (D)	SPH, TOR ±30.00 (0.25) MF: -12.00 to -1.00 / +1.00 to +8.00 (0.25)
CYLINDERS (D)	-0.75 to -8.00 (0.25)
AXES (°)	All (5°)
ADDITION	

	SPH+	SPH-
A	1.00 CD	1.00 CD
B	1.75 CN	2.00 CD
C	2.50 CN	3.00 CD

MATERIAL

TYPE	Filcon 1 (15) [49%]
DK (ISO 9913-1-1998)	15
DK/T (-3.00D)	17
WATER CONTENT	49%
COF	0.09
MODULUS	0.41
HANDLING TINT	Blue
PACK SIZE	Single and 2-pack
MANUFACTURING PROCESS	Lathed



SOFT LENSES FOR MYOPIA MANAGEMENT AND CONTROL

MYLO



SOFT LENSES FOR MYOPIA MANAGEMENT AND CONTROL

MYLO SILICONE HYDROGEL



EDOF



EDOF TORIC

MYLO is an individually crafted silicone hydrogel contact lens specifically designed for Myopia Management. It is powered by the Brien Holden Vision Institute's patented Extended Depth of Focus (EDOF) technology, which slows myopia progression and supports a comfortable adaptation to the lens, enhancing the overall wearing experience.

A monthly disposable contact lens, MYLO features high water content, low coefficient of friction and low elastic modulus, which combine to improve comfort throughout the day. Its wide range of parameters ensure an excellent fit, especially for the youngest contact lens wearers.

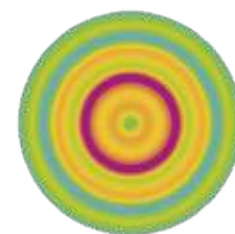
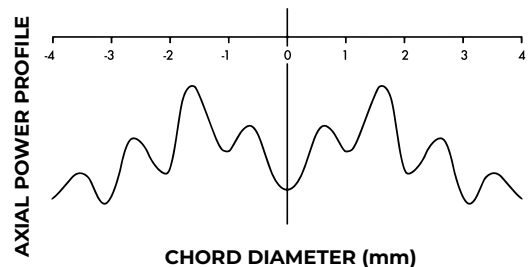
PARAMETERS

BASE CURVES (mm)	7.10 to 9.80 (0.30)
DIAMETERS (mm)	13.50 to 15.50 (0.50)
SPHERES (D)	-0.25 to -15.00 (0.25)
CYLINDERS (D)	-0.75 to -8.00 (0.25)
AXES (°)	All (1°)

MATERIAL

TYPE	Filcon 5B (60) (75%)
DK (ISO 9913-1-1998)	60
DK/T (-3.00 D)	50
WATER CONTENT	75%
CENTRAL THICKNESS (-3.00 D)	0.12
CoF	0.02
MODULUS	0.33
UV FILTER	Class 1
HANDLING TINT	Blue
PACK	3 & 6 lenses
MANUFACTURING PROCESS	Lathed

OPTICAL DESIGN



Need fitting advice?

Check the Fitting Guide section of the catalogue.

CONTACT LENSES
WITH
**BLUE LIGHT FILTER
AND CLASS 1 UV
FILTER**



Inspire your eyes

markennovy

CONTACT LENSES WITH BLUE LIGHT PROTECTION AND CLASS 1 UV FILTER



Blu:ssentials - monthly

SPHERIC
 MULTIFOCAL
 TORIC

Blu:ssentials is a silicone hydrogel lens, combining a Class 1 UV Filter with selective Blue Light Blocking to protect the eye from upwards of 99% of UVB, 93% of UVA, and 14% of harmful blue-violet light. Its select range of parameters offers patients with standard prescriptions protection from UV and blue light originating from the sun, ambient LED lighting at home and in public spaces, and mobile devices.

PARAMETERS	
BASE CURVES (mm)	8.30 to 8.90 (0.30)
DIAMETERS (mm)	14.00 to 15.00 (0.50)
SPHERES (D)	-10.00 to +8.00 (0.25)
CYLINDERS (D)	-0.75 to -2.75 (0.50)
AXES (°)	All (10°)
ADDITIONS	0.50 to 2.50 (0.50) CD/CN

MATERIAL	
TYPE	Filcon 5B (60) [75%]
DK (ISO 9913-1-1998)	60
DK/T (-3.00 D)	50
WATER CONTENT	75%
CENTRAL THICKNESS (-3.00 D)	0.12
COF	0.05
MODULUS	0.25
UV FILTER	Class 1
BLUE LIGHT BLOCKING	Yes
HANDLING TINT	Green
PACK SIZE	3 & 6 Lenses
MANUFACTURING PROCESS	Lathed



Blu:kidz - monthly

SPHERIC
 MULTIFOCAL
 TORIC
 MULTIFOCAL TORIC

Blu:kidz is a silicone hydrogel lens, combining a Class 1 UV Filter with selective Blue Light Blocking to protect the eye from upwards of 99% of UVB, 93% of UVA, and 14% of harmful blue-violet light. Its child-friendly range of diameters makes it possible to fit even the smallest of eyes, whilst its green handling tint and high water content, low dehydration material provide improved handling and comfort-perfect for first-time contact lens wearers!

PARAMETERS	
BASE CURVES (mm)	6.50 to 9.80 (0.30)
DIAMETERS (mm)	11.50 to 16.50 (0.50)
SPHERES (D)	±30.00 (0.25)
CYLINDERS (D)	-0.75 to -8.00 (0.25)
AXES (°)	All (1°)
ADDITIONS	0.50 to 4.00 (0.25) CD/CN

MATERIAL	
TYPE	Filcon 5B (60) [75%]
DK (ISO 9913-1-1998)	60
DK/T (-3.00 D)	50
WATER CONTENT	75%
CENTRAL THICKNESS (-3.00 D)	0.12
COF	0.05
MODULUS	0.25
UV FILTER	Class 1
BLUE LIGHT BLOCKING	Yes
HANDLING TINT	Green
PACK SIZE	3 & 6 Lenses
MANUFACTURING PROCESS	Lathed

DISPOSABLE MONTHLY CONTACT LENSES

XTENSA RX HYDROGEL



Xtensa Rx is a monthly contact lens lathed from our proven hydrogel material. It offers a wide range of parameters to meet virtually all prescriptions. Its blue visibility tint ensures an easy handling.

- ⊙ SPHERIC
- ⊙ MULTIFOCAL
- ⊙ TORIC
- ⊙ MULTIFOCAL TORIC

PARAMETERS

BASE CURVES (mm)	SPH, MF 8.50 - TOR, MFT 8.70
DIAMETERS (mm)	14.40
SPHERES (D)	SPH ± 30.00 (0.50 after ± 6.00) TOR, MF, MFT ± 30.00 (0.50 after +4.00/-6.00)
CYLINDERS (D)	-0.75 to -7.75 (0.50)
AXES (°)	All (5°)
ADDITIONS	CD +1.50/+2.50 - CN +1.25/+2.25

MATERIAL

TYPE	Filcon 4 (19) [55%]
DK (ISO 9913-1-1998)	19
DK/T (-3.00 D)	19
WATER CONTENT	55%
CENTRAL THICKNESS (-3.00 D)	0.10
HANDLING TINT	Blue
PACK	6 lenses
MANUFACTURING PROCESS	Lathed



HYBRID LENSES

SynergEyes



HYBRID ASTIGMATISM

Duette® CONTACT LENSES

The unique advanced-technology Duette hybrid contact lens is ideal for patients with astigmatism, especially those who have experienced discomfort with GP lenses or frustration with fluctuating soft toric vision. Duette provides the optimal, clear vision of a GP lens, with soft lens comfort.

The hybrid design eliminates rotation issues experienced with soft toric lenses, while providing stable centration for excellent visual acuity. SoftCushion® Comfort Technology enhances tear exchange and lens movement.

Fitting Duette is straightforward; lenses may be fitted empirically with Ks and Rx, without the need for diagnostic sets.

The Duette Empirical Calculator (www.duettecalculator.com) can be used to help select the initial lens.

LENS BENEFITS

- High performance vision for astigmatism.
- Uncompromised GP optics.
- SoftCushion® Comfort Technology.
- Hybrid platform offers centration and stability.
- Vision is not affected by lens rotation.
- Excellent protection of ocular health: 130-Dk GP centre; 84-Dk silicone hydrogel soft skirt.
- UVA and UVB blocker for sun protection.
- Straightforward empirical fitting.

DESIGN

- Dual aspheric permeable center delivers exceptional vision.
- Patented HyperBond® junction secures GP center and soft skirt.
- SoftCushion® Outer Landing Zone cushions for increased comfort.
- Enhanced Profile (center thickness) option available.



PARAMETERS

Skirt Curves	Base Curves	Lens Power	Diameter	Materials	Enhanced Profile
8.7 Flat 2, 8.4 Flat, 8.1 Medium	7.1 to 8.3 in 0.1 mm steps	+10.00 to -15.00 D +8.00 a -8.00 D in 0.25 D steps +8.50 to +10.00 D in 0.50 D steps -8.50 to -15.00 D in 0.50 D steps	14.5mm	84 Dk SiHy skirt 130 Dk GP center Class II UVA / UVB Blocker	Center thickness option available

PARAMETERS



Skirt Curves	Base Curves	Lens Powers	Materials	Power de Add (for SynergEyes MF)
1.0 and 1.3 flatter than base	7.0 to 8.2 in 0.1 mm steps	+20.00 to -20.00 D	Hema skirt 100 Dk GP center	+0.75 D +1.25 D +1.75 D +2.25 D

HYBRID IRREGULAR CORNEA

The advanced-technology, 2nd generation UltraHealth hybrid contact lens is indicated for patients with keratoconus, as well as many other irregular corneas. With a 14.5mm total diameter and an 8.5mm gas permeable center, UltraHealth is designed to vault the corneal ectasia, providing excellent GP vision along with great centration and comfort provided by the soft skirt.

A diagnostic fitting set can be used to determine the appropriate initial lens order.

LENS BENEFITS

- Proven hybrid platform offers vision, comfort, centration and lens stability for irregular cornea patients.
- New fitters rate UltraHealth “much more straightforward” to fit than other irregular cornea lenses.
- Patients experience vision “one or two lines better than their previous modality”.

Patients were “happy or very happy with the visual outcome”.

- Excellent protection of ocular health: 130-Dk GP center; 84-Dk silicone hydrogel soft skirt.
- UVA and UVB blocker for sun protection.

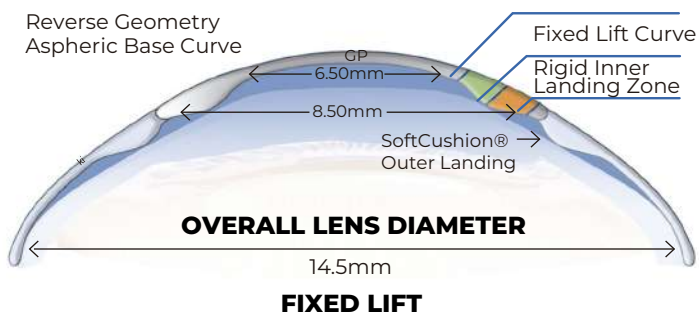
PARAMETERS

Skirt Curves	Base Curves	Lens Powers	Materials
50-25 μ : 8.7 Flat2, 8.4 Flat, 8.1 Med, 7.9 Steep 300-550 μ : 8.4 Flat, 8.1 Med, 7.9 Steep	50 to 550 in 50 μ steps	+10.00 to -20.00 D +2.50 to +10.00 D in 0.50 D steps +2.00 to -8.00 D in 0.25 D steps -8.50 to -20.00 in 0.50 D steps	84 Dk SiHy Skirt 130 Dk GP Center Class II UVA / Blocker UVB

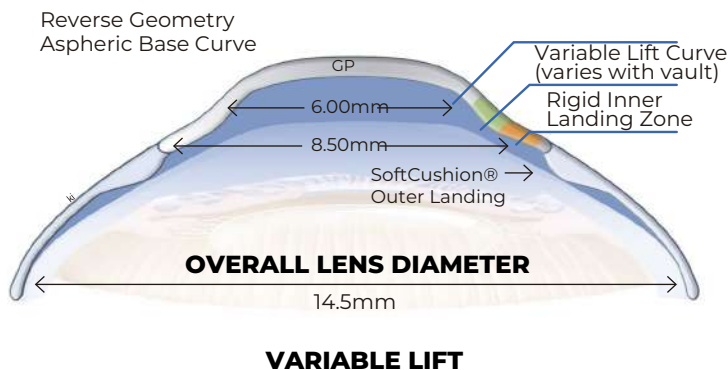
DESIGN

- Aspheric, reverse geometry vaulted lens design for clear GP vision.
- Patented HyperBond® junction secures GP center and soft skirt.
- SoftCushion® Outer Landing Zone cushions for increased comfort.
- UVA and UVB blockers to protect the eye from harmful rays.

UltraHealth Lens Design Vaults 50 μ - 250 μ



UltraHealth Lens Design Vaults 300 μ - 550 μ



HYBRID IRREGULAR CORNEA

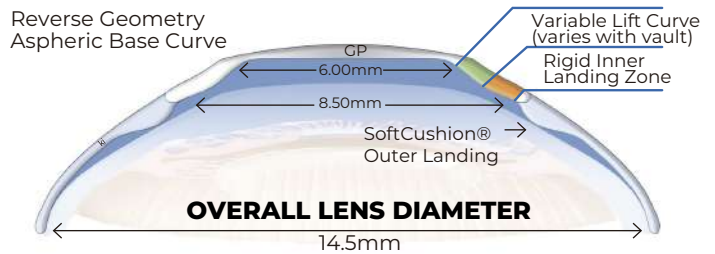


The UltraHealth FC hybrid contact lens is an extension of the UltraHealth product line. It is indicated for eyes with refractive errors resulting from corneal surgery or trauma including hyperopia, myopia, astigmatism and irregular astigmatism. The design of the lens works well with oblate corneas or corneas that may need more peripheral lift. A diagnostic fitting set can be used to determine the appropriate initial lens order.

DESIGN

- Aspheric, reverse geometry vaulted lens design for clear GP vision.
- Includes flatter base curves than standard UltraHealth.
- Patented HyperBond® junction secures GP center and soft skirt.
- SoftCushion® Outer Landing Zone cushions for increased comfort.
- UVA and UVB blockers to protect the eye from harmful rays.

UltraHealth FC Lens Design 055µ - 505µ



VARIABLE LIFT

PARAMETERS

Skirt Curves	Base Curves	Lens Powers	Diameter	Materials
8.4 Flat, 8.1 Medium, 7.9 Steep	50 to 505 in 50µ steps	+10.00 to -20.00 D +2.50 to +10.00 in 0.50 D steps +2.00 to -8.00 in 0.25 D steps -8.50 to -20.00 in 0.50 D steps	14.5mm	84 Dk SiHy Skirt 130 Dk GP Center Class II UVA / UVB Blocker

LENS CARE RECOMMENDATIONS

The standard of care for hybrid contact lenses is to clean, rinse and disinfect lenses each time they are removed using solutions approved for soft contact lenses. Call our Technical Support team for further advice on lens care at +1 470 208 7030 or Email: sales@spectinternational.com

Use chemical (not heat) disinfection systems (Multi-Purpose or Hydrogen Peroxide* solutions) approved for soft contact lenses, as recommended by your eye care professional.



HYBRID PRESBYOPIA

Duette® PROGRESSIVE CONTACT LENSES

Duette Progressive is available in both Center Distance and Center Near designs. The Center Distance lens has adjustable center distance optics: the Center Distance zone size ranges from 1.8 - 4.0mm, driven by photopic pupil size. Add powers range from +0.75 to +5.00 D. The Duette Progressive Center Near design provides a seamless progression of power from near to distance and a choice of three add powers.

Fitting Duette Progressive is straightforward. Lenses may be fit empirically without the need for diagnostic sets or fluorescein. Provide Ks, Rx and HVID, with add power and pupil size to create the initial lens. The Duette Empirical Calculator (DuetteCalculator.com) can be used to help select the initial lens.

LENS BENEFITS

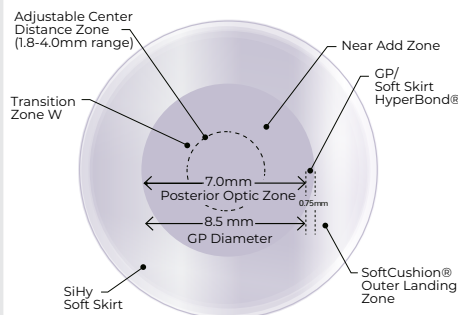
- High performance vision for the Continuum of Presbyopia especially astigmatic presbyopes: emerging, moderate, and advanced.
- Uncompromised GP optics.
- SoftCushion® Comfort Technology.
- Excellent ocular health: 130-Dk GP center; 84-Dk silicone hydrogel soft skirt.
- Hybrid platform offers centration and stability which are very important for multifocal vision. Vision is not affected by lens rotation.
- UVA and UVB blocker for sun protection.
- Straightforward empirical fitting.

DESIGN

- Dual aspheric gas permeable center delivers exceptional vision.
- Center Distance and Center Near Designs.
- Patented HyperBond® junction secures GP center and soft skirt.
- SoftCushion® Outer Landing Zone cushions for increased comfort.
- Enhanced Profile (center thickness) option also available.

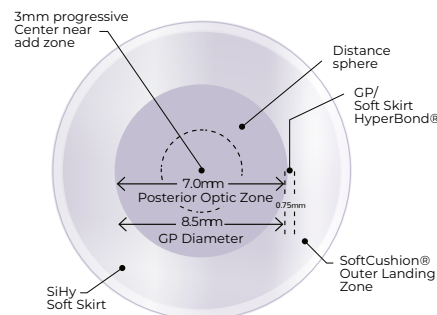
Central Distance Design (CD)

Adjustable Central Distance Zone (mm): 1.8-4.0
Add Powers (D) +0.75 to +5.00 in 0.25 D Steps



Central Design Close (CC)

Central Near Zone (mm): 3.0
Add Powers (D) +1.00, +1.75, +2.50



PARAMETERS

Curve Base (mm)	Skirt Radius	Diameter (mm)	Lens Powers (D)	Materials	Enhanced Profile
7.1 to 8.3 in 0.1mm steps	8.1 (Medium) 8.4 (Flat) 8.7 (Flat 2)	14.5	+5.50 to -10.00 D +5.50 to -8.00 D in 0.25 D steps -8.50 to -10.00 D in 0.50 D steps	130 Dk Center GP 84 Dk SiHy Skirt Class II UVA/ UVB Blocker*	Center Thickness option available

HIBRID PRODUCT MATRIX

Corneal Conditions	1st option	2nd option
Spherical Eye: Myopia and Hyperopia	Duette	SynergEyes A
Astigmatism up to 2.25 D	Duette	SynergEyes A
Astigmatism 2.50 D or more	Duette Enhanced Profile	SynergEyes A Enhanced Profile
Normal Cornea with Presbyopia	Duette Progressive	
Presbyopia with Astigmatism up to 2.00 D	Duette Progressive Near or distance zone	
Presbyopia with Astigmatism 2.25 D or more	Duette Progressive Enhanced Profile Near or distance zone	
Emerging Keratoconus	UltraHealth	UltraHealth FC
Moderate Keratoconus (low cone)	UltraHealth FC	UltraHealth
Moderate Keratoconus (central cone)	UltraHealth	SynergEyes KC
Advanced Keratoconus	UltraHealth	SynergEyes KC
Early Pellucid Marginal Degeneration	UltraHealth FC	UltraHealth
Moderate Pellucid Marginal Degeneration	UltraHealth FC	UltraHealth
Advanced Pellucid Marginal Degeneration	UltraHealth	
Post Keratoplasty - Oblate Graft	UltraHealth FC	
Post Keratoplasty - Prolate Graft	UltraHealth	
Post Surgical Ectasia (mild to moderate)	UltraHealth FC	UltraHealth
Post Surgical Ectasia (severe)	UltraHealth	

Legend

Hybrid Lenses Normal Cornea

Hybrid Lenses Irregular Cornea



SCLERAL LENSES

EUROPA
SCLERAL
UNIVERSAL FIT TECHNOLOGY



BASIC (16mm) 20 lenses
6 lenses with toric haptics

ADVANCED (18mm) 13 lenses

DESCRIPTION

The EUROPA SCLERAL contact lens is available in a 16mm and 18mm diameter lens. EUROPA SCLERAL lenses rest on the sclera and completely vault the cornea allowing it to hold a fluid reservoir.

The EUROPA SCLERAL is intended to be a 2nd generation JUPITER ESCLERAL™ lens that has been uniquely designed so that it is able to successfully fit a wide variety of corneal and scleral geometries. Multiple fitting sets are not necessary to fit oblate and prolate corneas, as is often the case with other available scleral lens designs. The EUROPA SCLERAL contact lens is designed to manage mild to severe levels of corneal irregularity and ocular surface disease.

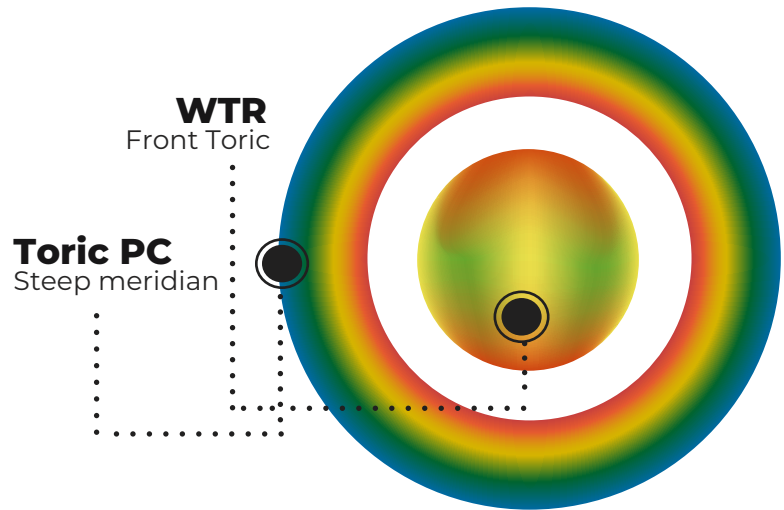
PARAMETERS

Base Curve	Any
Diameter	16.0, 18.0 & 20.0mm
BV Powers	Made to order
Cylinder	-0.25 D to -15.00 D (in 0.25 steps)
Axis	1° to 180° (in 1 steps)
Toric Haptic	0.50 D to 8.00 D in 0.50 steps
Add Power	+1.00 to +3.50 (in 0.50 steps)

OPTIMUM

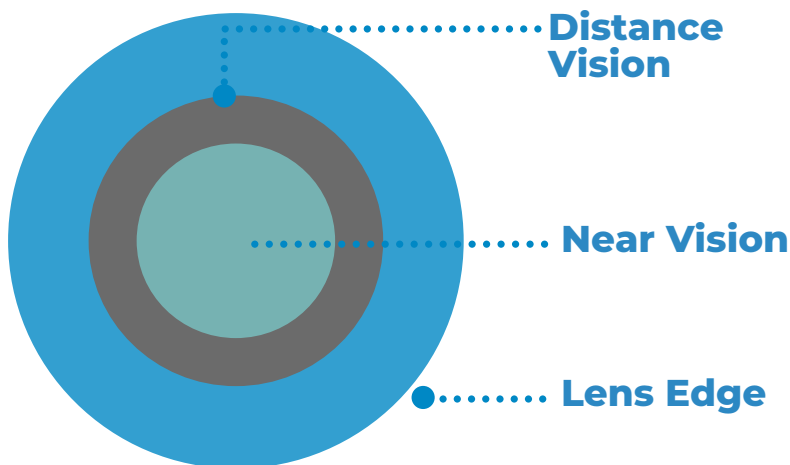
All lenses are plasma treated to ensure surface wetting.

BI-TORIC (FRONT TORIC & TORIC HAPTICS)



For fitting of the EUROPA for Presbyopia, follow these fitting principles. The Europa for Presbyopia is a concentric bifocal with a near center front surface (that is, with the central zone for near and the periphery for far) and the back surface is that of the EUROPA SCLERAL lens. With Europa for Presbyopia, the goal is to live focused...with distance and near vision.

Use the fitting principles listed in this fitting guide. Over refract the patient with a spherical component only. Attempt to achieve good visual acuity without over refracting the patient. Simply record dominate eye, add power and the basic elements of the EUROPA fitting: central clearance, limbal clearance, and scleral alignment. For absolute presbyopes, it is recommended to start with a +2.00 add OU, and modify if necessary to a +2.00 dominate eye and +2.50 non-dominate eye.



PARAMETERS

Add Powers

+1.00 D, +1.50 D, +2.00 D, +2.50 D,
+3.00 D, +3.50D

2mm Central Zone Nearby:

1.0 to 3.5mm in 0.5mm steps

If you want to use a central zone for remote and peripheral correction for close correction, it is available and subject to your request.



SCLERAL LENSES



SMARTLENS SCLERAL LENS DESIGN SMART 4 ZONE

ZONE 1: CENTRAL VAULT (CVZ) | ZONE 2: PERIPHERAL CORNEA (PCZ)
ZONE 3: LIMBAL LIFT (LLZ) | ZONE 4: SCLERAL LANDING (SLZ)



The **SMARTLENS™** is the first simplified engineered scleral lens made with a unique Smart 4 Zone design feature, integrating (4) independent customizable zones to allow parameter changes to be made simply and smartly for each corneal shape and size.

The fitting set is conveniently available in 3 lens diameters with a 16-lens diagnostic lens set, a wider range of patients can be **easily fit with a first fit success rate higher than ever before!**

The **SMARTLENS™** simplifies scleral lens fitting unlike any other scleral lens design, with complete customization control for increased patient success.

360°

2 LENSES 15.0 DIAMETER SYMMETRIC
7 LENSES 15.5 DIAMETER TORIC LANDING
7 LENSES 16.5 DIAMETER TORIC LANDING

UNIQUE SMARTLENS PROVIDES

- Limbal and scleral zone toricity (toric haptics)
- Quadrant specific control option
- Front toricity
- Prolate and oblate corneas

ALL IN ONE DESIGN !

SMART 4 ZONE SCLERAL LENS DESIGN

The SMARTLENS™ is a new generation of vaulting scleral lens which incorporates numerous unique features unlike any other, making it the smartest scleral lenses design.

4 SMART ZONE

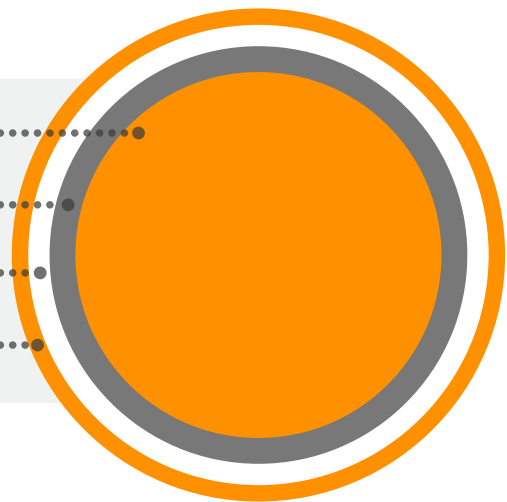
INDEPENDENTLY CONTROLLED ZONES

ZONE 1: (CENTRAL VAULT ZONE)

ZONE 2: (PERIPHERAL CORNEAL ZONE)

ZONE 3: (LIMBAL LIFT ZONE)

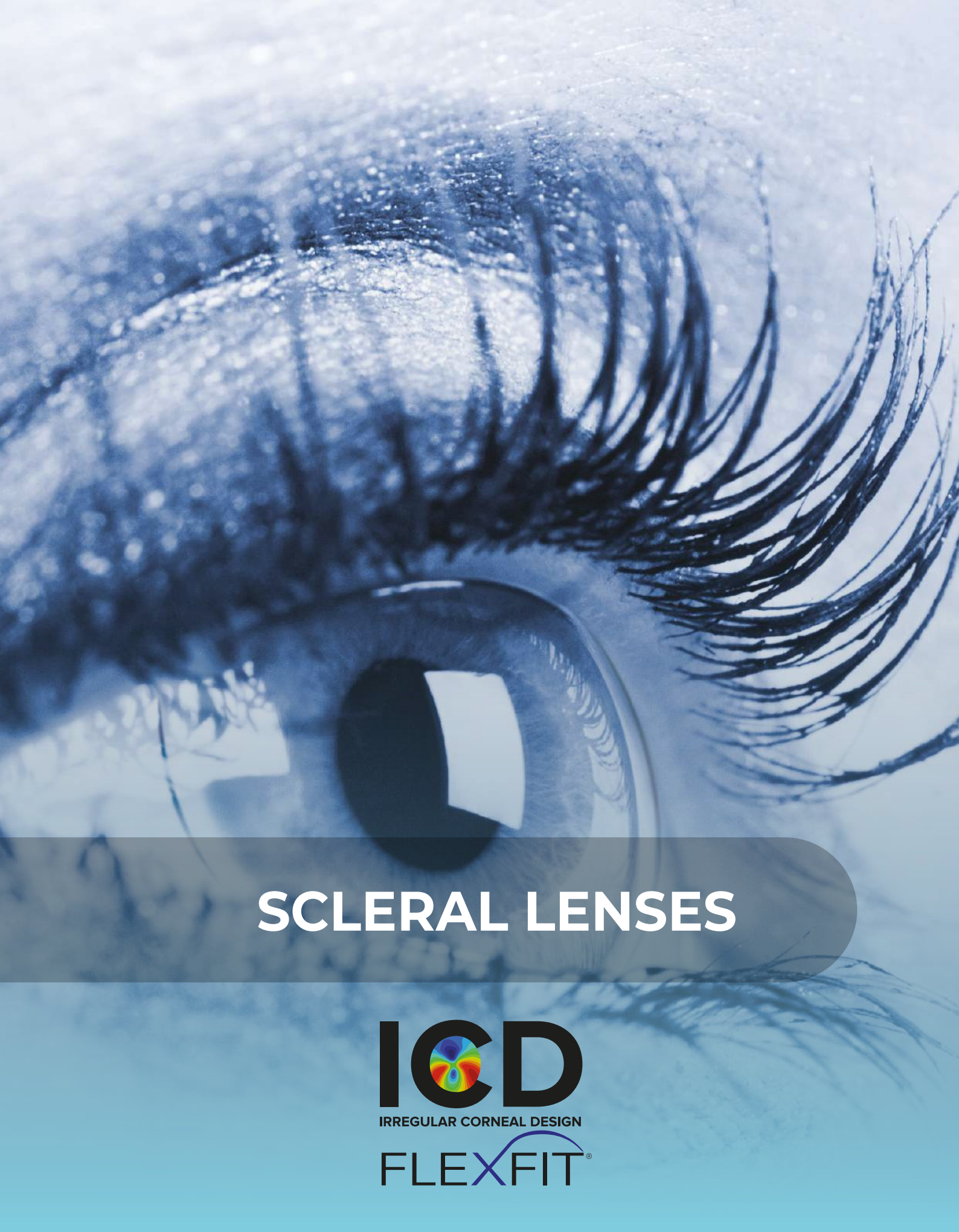
ZONE 4: (SCLERAL LANDING ZONE)




Utilizing a proprietary **SMART 4 ZONE**, lens design, the **SMARTLENS™** is incredibly forgiving in fit with a high first fit success rate. When needed, each zone can be highly customized for the most complex of corneal and scleral shapes, making it the smartest lens design in the market.

The **SMARTLENS™** construction allows it to be successful on normal corneal shapes as well as highly irregular post-surgical, diseased trauma and bulging conditions. Practitioners have a wide range of fitting options from symmetric, toric and asymmetric landing, variable lens diameters, single vision, aberration control and multifocal optics.

The SMARTLENS™ provides practitioners with a scleral lens that can fit virtually any eye shape or condition with both efficiency and success.



SCLERAL LENSES



16.3 Scleral Lens

Patient Types & Indications

- Keratoconus
- Pellucid Marginal Degeneration
- Post-Refractive Surgery
- Ocular Surface Disease
- Keratoglobus
- Post-Trauma
- Dry Eye Symptoms
- High Hyperopia
- High Myopia
- Presbyopia
- Astigmatism
- Aphakic
- Unhappy Soft Toric or GP Lens Wearers

Advancements in Scleral Lens Design for Irregular and Normal Corneas

The ICD FLEXFIT 16.3mm diameter will “FLEX” from 15.5mm to 17.0mm in 0.1mm increments, based on ocular conditions, for a custom fit.

It features a 4-Zone lens design with Auto-FLEX technology, allowing increment adjustments to easily be made to the vault or landing while auto-adjusting the sagittal depth exactly to the patient’s cornea.

Due to the asymmetric nature of the sclera, the Dual Depth Periphery™ allows for the ICD FLEXFIT lens to land appropriately on the scleral, providing rotational stability¹ for faster fitting success and a greater patient experience.

Dual Depth Periphery™ Toric Landing

- Provides Rotational Stability
- Improves Lens Fit
- Reduces Chair Time
- Improves Comfort
- Improves Wearing Time



Front Surface Toric Markers

“As a specialty contact lens fitter, finding a scleral lens design that is easy to work with is essential to limit the number of re-fits and reducing chair time. The ICD FLEXFIT lenses have “flexible” clearance zones that allow me to design the most ideal lens fit for my patient’s eyes.”

Dr. Alan Ng, MSc, OD, FAAO

ICD FLEXFIT Toric



Available in a front surface toric for residual astigmatism

¹ Global researches have determined through studies that toric peripheral scleral lenses, like Dual Depth Periphery improve fit, comfort and wearing time: Visser et al (2006), Schornack (2013), Visser et al (2013).

16.3

14.8 Scleral Lens

For Smaller
Corneas

Advancements in Scleral Lens Design for Irregular and Normal Corneas

This 14.8mm lens design can “FLEX” from 14.5mm to 15.5mm in 0.1mm increments, based on ocular conditions, for a custom fit.

Featuring the 4-Zone lens design with unique Auto-FLEX technology, increment adjustments can easily be made to the vault or landing while auto-adjusting the sagittal depth exactly to the patient’s cornea.

Innovative scribe mark feature ensures quick assessment of the limbal vault.

Featuring the 4-Zone lens design with unique Auto-FLEX technology, increment adjustments can easily be made to the vault or landing while auto-adjusting the sagittal depth exactly to the patient’s cornea.

Innovative scribe mark feature ensures quick assessment of the limbal vault.



Innovative Lens Scribe Marks

Designed to deliver easy scleral lens fitting for exceptional vision, eye health and comfort.



ICD FLEXFIT Scleral Diagnostic Fitting Set

2 Diameters, 16.3mm and 14.8mm

1 Fitting Philosophy

1 Fitting System = All-in-One Diagnostic Fitting Set

For Scleral Lens Success

14.8




SCLERAL LENSES

BOSTONSIGHT®
 SCLERAL

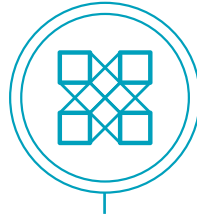
A LENS BOTH YOU AND YOUR PATIENTS WILL LOVE.

BostonSight SCLERAL is an evidenced-based lens design backed by BostonSight's 30+ years of experience fitting the most challenging and complex ocular surface disease cases.



SMART

9 out of 10 fits achieve optimal vision with built-in SmartSight®



PREDICTABLE

3 out of 4 fits are successful with the go-to standard lens from the FitKit.



EFFICIENT

7 out of 10 fits don't require any change in haptic design.

ONE LENS. DESIGNED YOUR WAY.

BostonSight SCLERAL lets you customize the lens for each patient — ensuring great outcomes.



BUILT-IN FEATURES

SplineCurve® Technology

For parameter change independence

Quadrant-Specific Toric

Control the changes you want to make in a quadrant-specific manner

Oval Optic Zones

For better centration



SMART SUITE

SmartChannel® Technology

Add up to four channels — the most in the industry — to vault anatomical obstacles, promote tear exchange, and reduce suction

SmartSight®

Choice of three front surface eccentricity options to correct HOAs; and for more challenging HOAs, add SmartSight®HOA for custom correction

Smart360® Technology

Digitally design a custom lens with industry profilometers

WORKS FOR A RANGE OF CONDITIONS FROM SIMPLE TO MORE COMPLEX

Dry eye, keratoconus, corneal ectasia, ocular surface disease, and more.

Small HVIDs (<=11.0mm)
Small apertures
Tight lids
Regular corneas
Pediatric patients
Difficulty handling lenses

16, 16.5, 17 mm lens

17.5 mm lens (Smart360 only)

Large HVIDs (>=11.5mm)
Compromised ocular surface
Highly ectatic corneas
Chronic exposure
Compromised/fragile grafts
Severe dry eye

18, 18.5, 19 mm lens

BOSTONSIGHT SCLERAL LENS PARAMETER AVAILABILITY

DIAMETERS	16.0mm, 16.5mm, 17.0mm, 17.5mm with Smart360, 18.0mm, 18.5mm, and 19.0mm
SPHERE POWER	-20.00 Diopters to +20.00 Diopters
SAGITTAL HEIGHT	2.0mm to 6.0mm in 0.1mm (50µm) steps
OPTIONS	<p>SmartSight Technology: SmartSight FSE (included in price) SmartSight HOA (incurs one-time additional fee)</p> <p>SmartChannel Technology: (included in price) Ventilating channels Vaulting over anatomical obstacles</p> <p>Front surface toric Rx (included in price)</p>
PREFERRED MATERIAL	Optimum-Extra, Optimum-Extreme and Optimum-Infinite by Contamac
OTHER MATERIAL OPTIONS	Boston® EQII, Boston® XO2 in clear or ice blue, Tangible Hydra-PEG (Hydra-PEG incurs one-time additional fee)



LENTES GP ESPECIALES Y BLANDOS PERSONALIZADOS



X-CEL
SPECIALTY CONTACTS

Focused on your success

Specialty GP Lenses

X-Cel's specialty GP lens designs are a great option for patients who are unhappy with their vision with conventional soft contact lens wear and are an excellent solution for patients with keratoconus. Scleral GP designs, like our Atlantis lens, have been known to offer comfort as well as, or better than a conventional soft lens. In addition to solving irregular cornea vision problems, Scleral GP lenses have also been used to offer relief from moderate to severe dry eye symptoms.



Atlantis™

SCLERAL

The Atlantis Scleral design is easy to fit and comfortable for your patients. The fitting philosophy is based on the premise of customizing the lens fit by manipulating 3 different zones to control the sagittal height relationship of the lens to the anterior ocular surface. This produces one of the widest ranges of lens sagittal depths in the industry.

Design Features:

Available in 14.0 and 14.5 diameters for normal corneas	Quadrant specific limbal zone
Independent central SAG adjustments	Quadrant specific scleral zone
Up to 17.5 diameter option for deep SAGs	Expanded independent toric scleral zone options
Independent limbal vault adjustments to increase or decrease clearance	Oblate multifocal
Limbal vault adjustment towards optic zone for oblate corneas (in position)	Front toric optics stabilized by toric scleral zone
Limbal vault adjustment towards edge for corneal grafts (out position)	Lens notching for scleral obstructions

Patient Applications:

<ul style="list-style-type: none"> • Keratoconus / Keratoglobus • Post Surgical • DMP (Pellucid Marginal Degeneration) • Astigmatism 	<ul style="list-style-type: none"> • Post-corneal Transplant • Dry Eye Syndrome*/ Corneal Surface Disease • Stevens-Johnson Syndrome • Sjögren's Syndrome 	<ul style="list-style-type: none"> • Graft versus Host Disease • Presbyopia • Corneal GP and Soft Lens Intolerance
--------------------------------------------------------------------------------------------------------------------------------------------------------------------------------	-----------------------------------------------------------------------------------------------------------------------------------------------------------------------------------------------------	-----------------------------------------------------------------------------------------------------------------------------------------------------

*Dry eye therapeutic indication when manufactured in certain GP materials (listed on reverse side). Patient application data was obtained from material package inserts.

15.5 X Starting Point	<p>This is the lens that will be most appropriate for most applications where scleral lenses are used. Lenses in the 15.5mm size provide a wide range of clearance and edge fitting options to handle the majority of cases.</p> <p>Oblate Corneas Irregular Corneas Normal corneas with larger HVID > 11.5 needing more limbal clearance</p>
14.5 C Compact	<p>The ideal lens for patients with who would benefit from a slightly smaller lens design:</p> <p>Normal Corneas Presbyopic patients Smaller than average corneas with HVID < 11.5 Tight lids or small fissures</p>
16.5 L Large	<p>A great lens size to move to when the 15.5mm lens is not adequate to fit pronounced corneas.</p> <p>More SAG than the 15.5mm will provide Extra-large HVID needing limbal clearance</p>

Product Parameters

Base Curve	6.50 to 9.12 mm
Diameter	14.0 to 17.5 (in 0.5 steps)
Power	+20.00 to -20.00D in 0.25D steps
Limbal Vault Zone	Up to 100 microns decrease Up to 200 microns decrease Quadrant specific control
Scleral Zone	1 flat to 10 flat, 1 steep to 10 steep in 25 micron increments
Toric Scleral Zone	Bi-meridian control Quadrant specific control
Cylinder Power	-0.75D to -5.00D in 0.25D steps
Axis	0 to 180°
Multifocal Distance Zones	3.6, 4.0, 4.4
Multifocal Add Power	+0.75D to +4.00D
Materials	Optimum Extra*, Optimum Extreme*, Optimum Infinite, Boston XO*, Boston XO2* and Paragon HDS NOTE: Materials with an asterisk (*) are indicated for the management of dry eye disease.
Warranty	Check with an authorized dealer
Tangible Hydra-PEG	Available on all materials listed above.
Plasma EYEZ	All Atlantis lenses are plasma treated free of charge.

APEX™

KERATOCONUS CONTACT LENS WITH FITTING FORGIVENESS

The Apex lens design for keratoconus incorporates a number of fitting forgiveness factors to simplify fitting the keratoconus patient. These inherent design properties are intended to aid the practitioner in managing the various topographies seen with this corneal disorder.

This new proprietary lens design is based upon the belief that those patients who are successful with gas permeable lens designs must be fitted with a lens that minimizes apical interaction, and avoids impingement of the peripheral cornea, specifically in the superior quadrant.

LENS PARAMETER AVAILABILITY

Base Curve	68.00D (4.96) to 40.00D (8.44)
Diameter	7.9 to 10.5
Power	+30.00D to -30.00D
Periphery	Steep, Medium, Flat

DIAGNOSTIC SET PARAMETERS

Standart 24-Lens Set

Base Curve	58.00D (5.82) to 40.00D (8.44)
Diameter	8.2 to 10.0
Power	Flat to -17.00
Periphery	Medium
Material	Available in any material

A wratten filter is included.

Additional 10-Lens Diagnostic Set Available

Base Curve	68.00D (4.96) to 59.00D (5.72)
Diameter	8.2
Power	-17.00 to -20.00
Periphery	Medium
Material	Available in any material

TROUBLESHOOTING

Patient Symptoms	Possible Causes	Plan
Lens Riding High		Steepen Base Curve by 1.00 D
		Reduce Diameter by .3mm
Lens Riding Low	Movement with Blink	Flatten Base Curve by 1.00 D
	No Movement	Decrease Diameter by .3mm
Excessive Movement		Steepen Base Curve by 1.00 D
		Increase Diameter by .3mm
Restricted Movement		Flatten Base Curve by 1.00 D
		Decrease Diameter by .3mm
Bubbles	Centrally	Flatten Base Curve by 1.00 D
		Decrease Diameter by .3mm
	Peripherally	Decrease Edge Lift (Flat to Medium, Medium to Steep)
		Increase Diameter by .3mm
Surface Non Wetting	New Lens	Clean Lens
		Change Material
	Older Lens	Clean Lens
		Order New Lens
Too Much Edge Lift		Reduce Edge Lift (Flat to Medium, Medium to Steep)
		Increase Diameter by .3 mm
Not Enough Edge Lift		Increase Edge Lift (Steep to Medium, Medium to Flat)
		Decrease Diameter by .3 mm

Apex™ Keratoconus



TITAN™

LARGE DIAMETER


LARGE DIAMETER CONTACT LENS FOR IRREGULAR CORNEAS

The Titan™ lens is indicated for the management of irregular cornea conditions. It is a large diameter gas permeable lens with an aspheric posterior surface. This posterior surface keeps the large diameter lens from becoming too tight in the peripheral and mid-peripheral area of the cornea. More than one aspheric value of eccentricity is available with the Titan design.

PARÁMETROS

Base Curve	50.00D (6.75) to 34.00D (9.93)
Diameter	11.3 to 12.3 (0.1mm steps)
Power	+60.00D to -60.00D
Edge Lift	Steep, Medium, Flat
Material	Recommended in Optimum Extra

DIAGNOSTIC SET PARAMETERS

Base Curve	47.00D (7.18) to 35.00D (9.64)
Diameter	11.8, 12.3
Power	+5.00D to Flat
Edge Lift	Medium, Flat
Material	Recommended in 

An extended 13 lens diagnostic set is available in 12.3 diameter with powers ranging from +5.00D to -3.00D.

FOR SIMPLE MANAGEMENT OF IRREGULAR CORNEAS

- Large diameter lens
- With less lid interaction and movement this is often more comfortable than other GP designs
- Spherical optical zone provides optimal visual acuity

Patients who would benefit:

- Irregular corneas associated with:

- Centration Problems – spherical, oblique, and ATR corneas
- Post Surgical – RK, Lasik, PKP, Intacs, and Ecstasia
- Corneal Dystrophies – KC & PMD
- Corneal Trauma – Scars due to injury

- Patients with regular astigmatism:

- Especially those that experience variable vision with soft and soft toric lenses

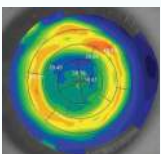
Reasons to fit your patient with Titan Large Diameter:

- With less lid interaction and lens movement, this lens is often more comfortable than other GP designs
- Better lens centration is not a problem when fitting Titan
- The three aspheric edge lifts with each base curve provide practitioners the flexibility needed to achieve a successful fit

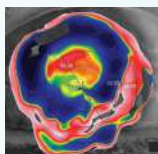
Tips for a successful adaptation:

- Use diagnostic lenses to ensure best fit
- The goal is to equally distribute the mass of the lens avoiding areas of vault and/or bearing of the corneal surface
- Although the lens is large, appropriate lens movement and tear exchange is always necessary to maintain corneal health

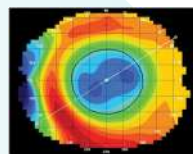
Topographies where the Titan should be considered:



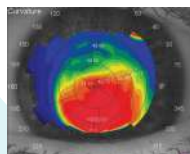
PRK



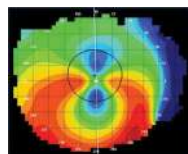
PKP



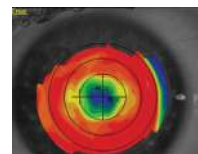
LASIK



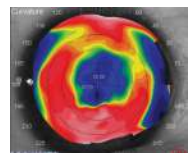
ELEVATED
CONE



DMP



RK



RK



PINNACLE

ASPHERIC COMFORT DESIGN WITH OPTIONS FOR IRREGULAR CORNEAS

The Pinnacle aspheric comfort design is intended for the myopic or hyperopic patient who shows moderate to high amounts of with the rule corneal and refractive astigmatism.

The Pinnacle lens design is a continuous aspheric concave geometry design with adjustable edge lifts to aid in fit and comfort.

LENS PARAMETER AVAILABILITY

Diameter	7.5mm to 12.6mm
Base Curve	56.25D (6.00mm) to 34.00D (9.90mm)
Power	+60.00D to -60.00D
Material	Available in any material

*Base curve radius restricts diameter range available.

Standard Diameter	Large Diameter	IC Diameter
7.5mm a 9.9mm	10.0mm a 11.2mm	11.3mm a 12.6mm

DIAGNOSTIC SET PARAMETERS

Standard

Diameter	8.9 in Base Curves thru 7.50
	9.2 in Base Curves from 7.58 to 7.85
	9.5 in Base Curves from 7.94 to 8.23
Base Curve	46.50D (8.23mm) to 41.00D (7.26mm)
Power	-3.00D
Material	Available in any material

Large Diameter

Diameter	10.2mm and 10.5mm
Base Curve	51.00D (6.62mm) to 36.00D (9.38mm)
Power	-3.00D
Material	Available in any material

TROUBLESHOOTING

Patient Symptoms	Possible Cause	Plan
Lens Riding High		Steepen Base Curve by .50 D
		Reduce Diameter by .3 mm
Lens Riding Low	Movement with Blink	Steepen Base Curve by .50 D
	No Movement	Decrease Diameter by .3mm
Excessive Movement		Steepen Base Curve by .50 D
		Increase Diameter by .3 mm
Restricted Movement		Flatten Base Curve by .50 D
		Decrease Diameter by .3 mm
Bubbles	Centrally	Flatten Base Curve by .50 D
		Decrease Diameter by .3 mm
	Peripherally	Decrease Edge Lift (Flat to Medium, Medium to Steep)
		Increase Diameter by .3mm
Too Much Edge Lift		Reduce Edge Lift (Flat to Medium, Medium to Steep)
		Increase Diameter by .3 mm
Not Enough Edge Lift		Increase Edge Lift (Steep to Medium, Medium to Flat)
		Decrease Diameter by .3mm

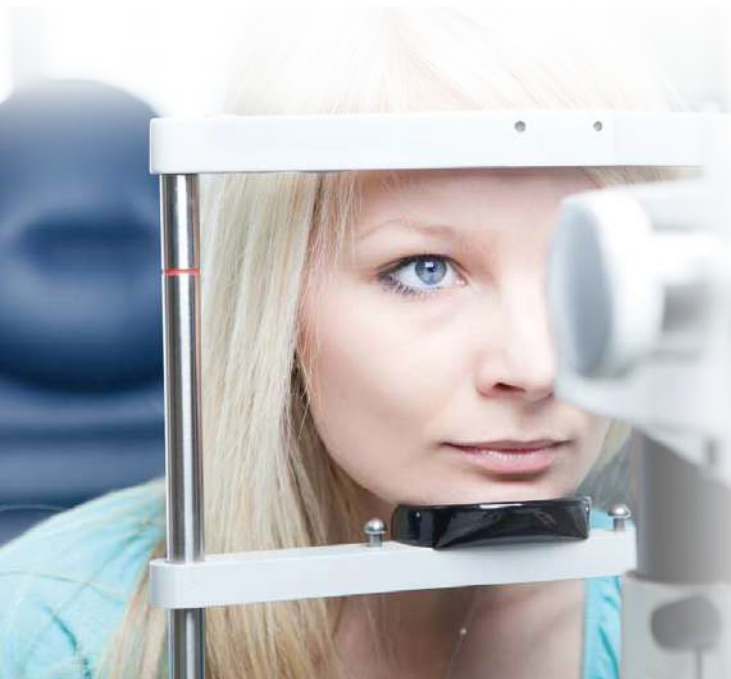
Pinnacle™

Focused on your success

Custom Soft Lenses

From pediatric to presbyope, X-Cel's custom soft contact lens designs offer solutions for hard-to-fit eyes. The custom soft lenses offer a wider range of parameters than conventional soft lenses for a more customized fit. From sphere to toric and irregular cornea designs, be rest assured your patient has options with X-Cel's custom soft lenses.





FLEXLENS[®] ARC

Atypical Refractive Correction

CUSTOM SOFT CONTACT LENS FOR IRREGULAR CORNEAS

The Flexlens ARC, Atypical Refractive Correction, is a custom soft lens design that fits like a regular toric contact lens.

With no need to worry about peripheral curves or any other parameter that may complicate the fit, the ARC is easy to fit, thus reducing chair time.

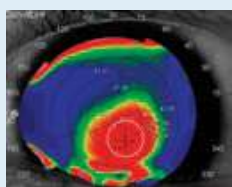
This lens is indicated for the visual correction of various ocular conditions including keratoconus, pellucid marginal degeneration, corneal transplants, post refractive surgery and/or any irregular cornea conditions.

PARAMETERS

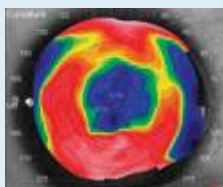
Base Curve	6.0mm to 8.7mm in 0.1mm steps
Fitting Curve	8.6 Standard
Diameter	13.0mm to 16.0mm in 0.5mm steps
Power	+20.00D to -20.00D
Cylinder	-0.50D to -10.00D in 0.25 D steps
Axis	1° to 180° in 1 degree steps
Prism	1.50 standard with 2.00 available
Thickness	0.30mm and 0.50mm



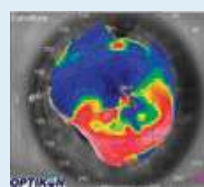
The Flexlens® ARC utilizes a standard back surface fitting curve precise axis, cylinder, and an enhanced center thickness to stabilize the correction over an aberrated cornea. Cylinder powers ranging from -0.75 up to a -10.00 are available with prism ballast to reduce lens rotation. A range of base curves and center thicknesses can be manipulated to successfully fit a wide patient base



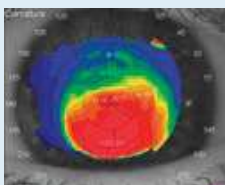
Keratoconus



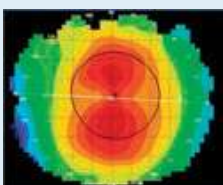
Post Surgical



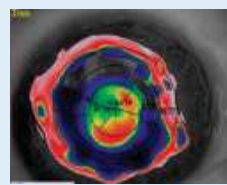
PMD



Kerato-Globus



Astigmatism



Cornea Transplant



Imágenes cortesía del Dr. Augusto Rossé, Santiago, Chile.

Lasered V-mark showing lens rotation.
(mark should be positioned at 6 o'clock)

TROUBLESHOOTING

Problema	1st Change	2nd Change
Too little or no movement	Flatten BC 0.3mm	Decrease diameter 0.5mm
Excessive movement	Steepen BC 0.3mm	Increase diameter 0.5mm
Central air bubble	Flatten BC 0.3mm	Decrease diameter 0.5mm
Lend fold	Steepen BC 0.3mm	Increase diameter 0.5mm
Excessive touch	Steepen BC 0.3mm	
Unstable over-refraction	Flatten BC 0.3mm	
Unstable lens rotation	Steepen BC 0.3mm	Increase diameter 0.5mm
BCVA not achieved with 0.30 thick lens	Go to 0.50 thick lens	Increase prism to 2.00
		Decrease diameter 0.5mm



FLEXLENS[®] TORIC

**Designed for success.
Guaranteed to fit.**

- Custom soft toric contact lens.
- Back surface toric design, with 1.50D of prism ballast to stabilize rotation.
- Provides superior optics.

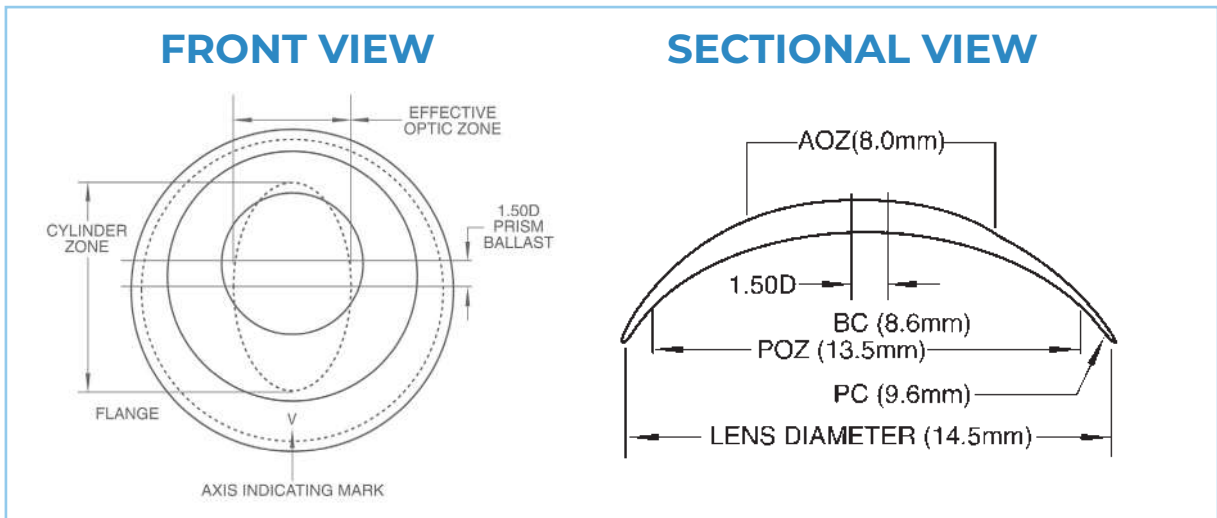
The **Flexlens Toric** Lens is indicated for daily wear use for the correction of visual acuity in aphakic and non-aphakic patients with non-diseased eyes with myopia or hyperopia and possesses refractive astigmatism not exceeding 10.00D.

Design Features	Design Benefits
Prism ballast design	Predictable orientation with minimal rotation
Uniformed edge thickness	Enhanced comfort
Back surface toric	Rapid stabilization
Monthly replacement	Better patient compliance
74% silicone hydrogel	Initial and end of day comfort

The Design

The Flexlens Toric Lens utilizes a back surface toric design, with 1.50D of prism ballast to stabilize rotation. There is a laser mark (V) at 6 o'clock to mark the location of the prism ballast. Unlike other prism ballasted lenses, the Flexlens Toric maintains a uniformed edge thickness for enhanced comfort. For those patients with high degrees of irregular astigmatism that cannot achieve optimal visual acuity can try a rigid gas permeable lens, Flexlens ARC or the Flexlens Piggyback design.

Lens Design



Adaptation Guide

Flat “K” Reading

- 45.00D and steeper
- 43.25D to 44.75 D
- 41.25D to 43.00 D
- 41.00D and flatter

Suggested BC

- 8.0mm to 8.3mm
- 8.3mm to 8.6mm
- 8.6mm to 8.9mm
- 8.9mm to 9.2mm

Suggested Diameter

- 14.0
- 14.0 or 14.5
- 14.5 or 15.0
- 15.0

The chosen lens should be placed on the eye and allowed to settle for a minimum of 20 minutes before evaluating the fit for movement, rotation, and centration. The ideal lens fit should exhibit good centration with approximately 0.25 to 0.50mm of lens movement in primary position. If upon evaluation, the lens rotates more than 10 degrees and your over-refraction does not yield good visual results, consider a change in base curve and/or diameter prior to ordering a new lens that incorporates the cross cylinder as determined by your over-refraction. If lens rotates 10° or less and yields a stable over-refraction then re-order based on new lens that incorporates the cross cylinder as determined by your over-refraction.

PARAMETERS	STANDARD	CUSTOM
Curva Base	8.0mm to 9.2mm in 0.1mm steps	6.8mm to 10.0mm in 0.1mm steps
Diámetro	13.5mm to 15.0mm in 0.1mm steps	10.0mm to 16.0mm in 0.1mm steps
Poder	+10.00 D to -10.00 D (in 0.25 D steps)	+30.00 D to -30.00 D (in 0.25 D steps)
Cilindro	-0.50 D to -10.00 D (in 0.25 D steps)	-0.50 D to -10.00 D (in 0.25 D steps)
Eje	1° increments up to 180°	1° increments up to 180°
Espesor Central	0.16mm at -3.00 D	0.16mm at -3.00 D
Indicación de Uso	Daily wear / Monthly, Quarterly, or Yearly	
Material	Defitive 74% Silicone Hydrogel, 49% Hioxifilcon B	

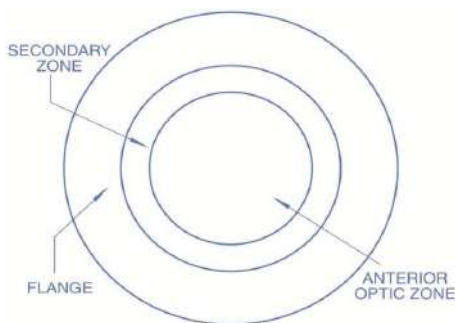
FLEXLENS® TRI-CURVE KERATOCONUS

CONTACT LENSES FOR KERATOCONO MODERATE TO ADVANCED

The Flexlens Tri-Curve Keratoconus Lens is based on a tricurve posterior design. The optical success of the design is based on the standard center thickness that ranges from .45 to .65mm which is often thicker than the keratoconus cornea itself. The design incorporates a flat secondary curve of 1.2mm to 1.8mm flatter, depending on the base curve. A scleral curve with a radius of 2.2mm to 2.8mm flatter, depending on the base curve, is added peripherally to align with the scleral curve of the eye. For those patients who exhibit high degrees of irregular astigmatism, they may be better served with the Flexlens ARC design.

Lens Design

FRONT VIEW



SECTIONAL VIEW



PARAMETERS

Base Curve	5.0mm to 11.0mm in 0.1mm steps
Diameter	8.0mm to 16.0mm in 0.1mm steps
Power	+50.00 D to -50.00D in 0.25 D steps
Center Thickness	.45mm to .65mm

TROUBLESHOOTING

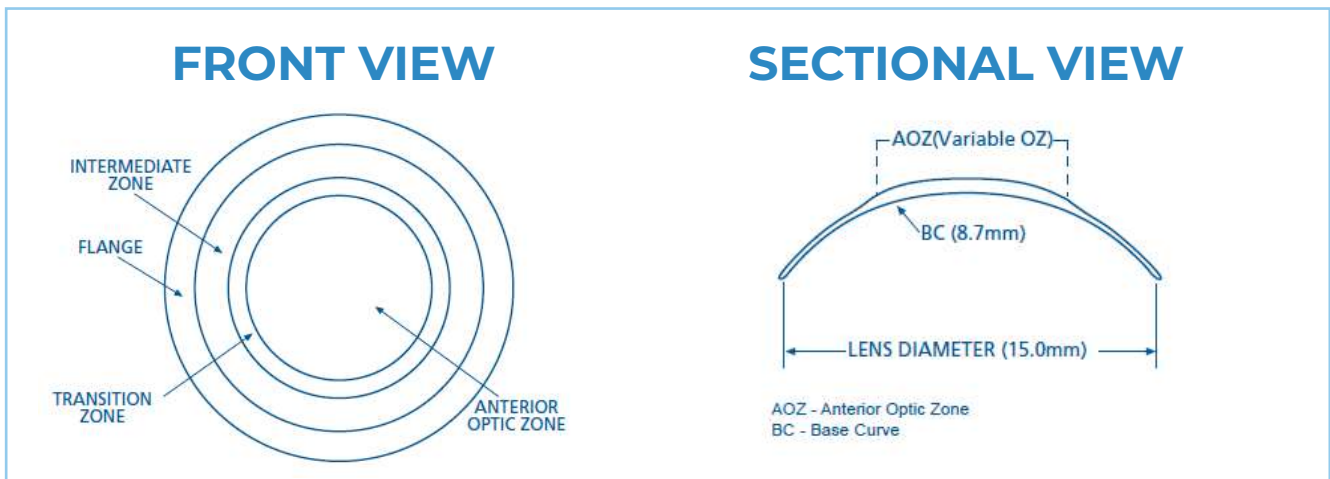
Patient Symptoms	Objective Findings	Possible Causes	Plan
Poor visual acuity on delivery or first follow-up	Unacceptable vision on eye chart	Incorrect refraction or over-refraction	Order new lenses based on new refraction or overrefraction
	Lens not centered	Base curve too flat	Steepen base curve by 0.3mm
		Diameter too small	Increase diameter 0.5mm
	Fluctuating vision	Base curve too flat. Flat Fit = patient will exhibit "clear, blue, clear" when blinking	Steepen base curve by 0.3mm
		Base curve too steep. Steep Fit = patient will exhibit "blur, clear, blur" when blinking	Flatten base curve by 0.3mm
	Sphero-cylindrical overrefraction provides good vision	Cylinder over-refraction 2.00 diopters and under; Center thickness too thin	Increase center thickness .65mm
Cylinder over-refraction over 2.00 diopters		Change to Flexlens ARC design, Atlantis Scleral, Flexlens Piggyback design or utilize spectacles over the lenses	
Vision decreases during the day	Scleral indentation	Lens too steep	Flatten base curve by 0.3mm
		Lens is too large	Decrease diameter by 0.5mm
	Corneal edema	Lens too thick, material does not provide enough oxygen	Increase water content of lens material, or decrease center thickness
Lens too steep		Flatten base curve by 0.3mm	
Initial discomfort		Improper fit	Evaluate fit
		Incompatibility with solutions	Change patient's care system
Discomfort at days end	Excessive movement	Base curve too flat	Steepen base curve by 0.3mm
		Diameter too small	Increase diameter 0.5 mm
	Too little or no movement	Base curve too steep	Flatten base curve 0.3 mm
		Diameter too large	Decrease diameter by 0.5 mm
		Lens dehydrating on eye	Decrease water content of lens
	Scleral indentation	Base curve too steep	Change base curve by 0.3mm
Diameter too large		Decrease diameter by 0.5 mm	
Lens dislodges during wear	Superior or inferior edge lift	Base curve too flat	Steepen base curve 0.3 mm
		Diameter too large	Decrease diameter 0.5 mm

FLEXLENS[®] POST REFRACTIVE (PRS)

SOFT CONTACT LENS FOLLOWING CORNEAL REFRACTIVE SURGERY

The Flexlens Post Refractive Lens is indicated for daily wear use for the correction of refractive ametropia and specialized use such as atypical ametropia following corneal refractive surgery. The Post Refractive Lens function allows the central optical portion of the lens to be flatter than the mid-periphery. The optical zone has a thickness of approximately .28mm at -1.00D, which provides stable optics over the central cornea. The peripheral lens carrier is as thin as, or thinner than, any standard soft lens to ensure maximum oxygen permeability to the peripheral cornea, limbus and conjunctiva.

Lens Design



PARAMETERS

Base Curve	6.0mm to 11.0mm in 0.1mm steps
Diameter	10.0mm to 16.0mm in 0.1mm steps
Power	+30.00 D to -30.00 D in 0.25 D steps

TROUBLESHOOTING

Patient Symptoms	Objective Findings	Possible Cause	Plan
Poor visual acuity on delivery or first follow-up	Unacceptable vision on eye chart	Incorrect refraction or over-refraction	Order new lens based on new refraction
	Lens not centered	Base curve too flat	Steepen base curve by 0.3mm
	Fluctuating vision	Center thickness too thin	Increase center thickness to .45mm
	Sphero-cylindrical overrefraction provides good vision		Cylinder over-refraction 2.00 diopters and under; center thickness too thin
Cylinder over-refraction over 2.00 diopters			Change to Flexlens ARC lens design, Atlantis Scleral, Piggyback lens design or utilize spectacles over lenses
Vision decreases during the day	Scleral indentation	Lens too steep	Flatten base curve by 0.3mm
		Lens is too large	Decrease diameter by 0.5mm
	Corneal edema	Lens too thick, material does not provide enough oxygen	Increase water content of lens material, or decrease center thickness
		Lens is too steep	Flatten base curve by 0.3mm
		Lens is too large	Decrease diameter by 0.5mm
	Deposits	Incompatibility with material	Change to lower water content
Care system not followed or not adequate		Discuss care system with patient and change as necessary	
Initial discomfort		Improper fit	Evaluate fit
		Incompatibility with solutions	Change patient's care system
Discomfort at day's end	Excessive movement	Base curve too flat	Steepen base curve by 0.3mm
		Diameter too small	Increase diameter by 0.5mm
	Too little of no movement	Base curve too steep	Flatten base curve by 0.3mm
		Diameter too large	Decrease diameter by 0.5mm
		Lens dehydrating on eye	Decrease water content of lens
	Scleral indentation	Base curve too steep	Flatten base curve by 0.3mm
Diameter too large		Decrease diameter by 0.5mm	

Flexlens® PRS

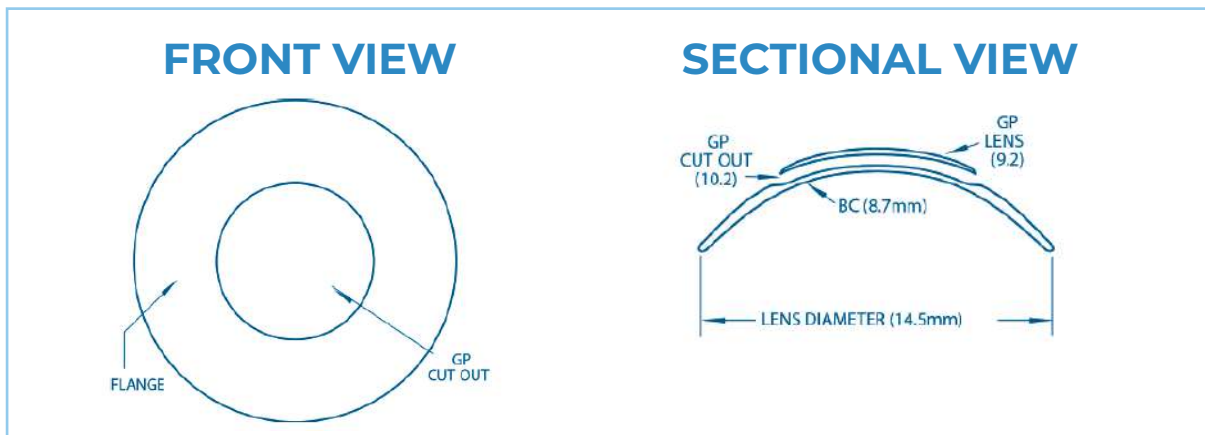
FLEXLENS® PIGGYBACK

CONTACT LENSES FOR ADVANCED KERATOCONUS

The Flexlens Piggyback Lens design is ideal for the patient who requires the optics of a rigid lens but has difficulty with the initial comfort of that material. This lens is indicated where centralization is difficult to achieve due to an irregular corneal surface. Patients who would benefit from this design could have: Beginning to advanced keratoconus, Refractive corneal surgery, Pellucid marginal degeneration, Corneal trauma, Terrien's marginal degeneration, Corneal surface disease, Penetrating Keratoplasty.

The Piggyback Lens incorporates a central circular depression into the anterior surface of the soft lens carrier. The design recesses the GP lens within the soft lens eliminating upper lid dislodgment and maintaining centration of the GP optics over the pupil.

Lens Design



PARAMETERS	
Base Curve	6.0mm to 11.0mm in 0.1mm steps
Diameter	10.0mm to 16.0mm in 0.1mm steps
Anterior cut-out diameter	6.5mm to 12.5mm in 0.1mm steps
Power	Flat



FLEXLENS[®] APHAKIC

Pediatric Patients

CUSTOM SOFT CONTACT LENS FOR PEDIATRIC APHAKICS

The Flexlens Aphakic is a custom soft lens designed for adult and pediatric aphakics. It is indicated for daily wear use for the correction of refractive ametropia and specialized use such as atypical ametropia. The lens is available for those patients who have undergone cataract removal either as a child or an adult. The range of available lens parameters makes it an ideal lens for any patient who cannot tolerate a GP lens after surgery.

PARAMETERS

Base Curve	6.0mm to 11.0mm in 0.1mm steps
Diameter	10.0mm to 16.0mm in 0.1mm steps
Power	+00.00 D to +50.00 D in 0.25 D steps

PATIENT CONDITIONS

- Amblyopia
- Anisometropia
- Large Refractive errors
- Accomodative Esotropia
- Strabismus
- Irregular Astigmatism Errors
- Nystagmus

FLEXLENS[®] SPHERE

FOR AN EXACT FIT EVERY TIME

The Flexlens Spherical Lens is indicated for Daily Wear use for the correction of higher degrees of ametropia. The lens is available in a large diameter with or without a thick edge and also with 1.50D or 2.00D of prism.

Standard soft lens fitting principles apply to the Flexlens Spherical Lens. Lens selection should be 4.00D flatter than the patient's flattest keratometric value. There should be lens centration with 1.0 to 1.5mm of limbal draping and lens movement should be minimal, 0.25 to 0.50mm in primary position with normal blink.

STANDARD PARAMETER

Curva Base	8.0mm to 9.2mm in 0.1mm steps
Diámetro	13.5mm to 15.0mm in 0.1mm steps
Potencia	+10.00 D to -10.00 D in 0.25 D steps

PARAMETER AVAILABILITY

Curva Base	6.0mm to 11.0mm in 0.1mm steps
Diámetro	10.0mm to 16.0mm in 0.1mm steps
Potencia	+40.00D to -40.00D in 0.25D steps



LENSES FOR ORTHO-K

MOONLENS™

BY KATT DESIGN GROUP

INTRODUCING THE LATEST ADVANCEMENT IN MODERN MYOPIA MANAGEMENT

Overnight Orthokeratology Lens System

IS YOUR PRACTICE READY?

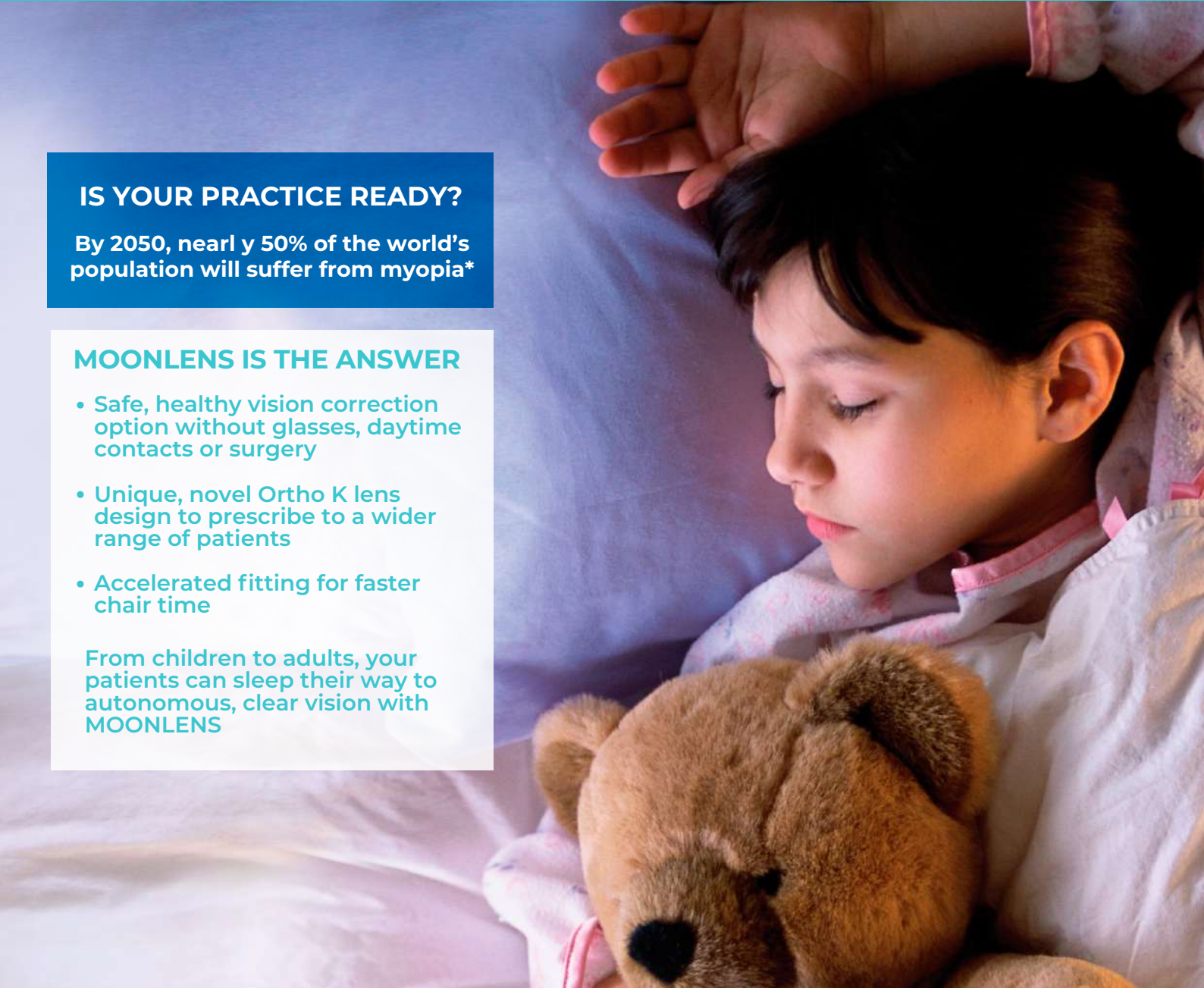
By 2050, nearly 50% of the world's population will suffer from myopia*

MOONLENS IS THE ANSWER

- Safe, healthy vision correction option without glasses, daytime contacts or surgery
- Unique, novel Ortho K lens design to prescribe to a wider range of patients
- Accelerated fitting for faster chair time

From children to adults, your patients can sleep their way to autonomous, clear vision with MOONLENS

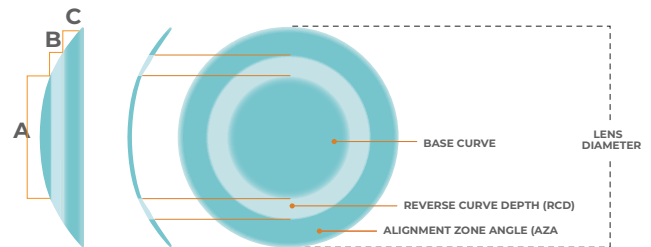
MYOPIA MANAGEMENT MADE EASY



NO TWO PATIENTS ARE ALIKE. TREAT OPTIMALLY WITH MORE CUSTOMIZATION

Created by Ortho K pioneers and lens design experts at KATT Design Group, MOONLENS is uniquely designed with a proprietary algorithm allowing more customization to optimize fitting for each individual patient eye.

- Multi-customization features improve sagittal depth, alignment zone and toricity for better stability, centration and comfort.
 - Up to -5.00D myopia correction
 - 1.50D astigmatism correction
- Designed for high 1st Fit Success with micro-customization in 1 micron steps
- Convenient online calculator for efficient determination of parameters
- Made with Boston Materials a authorized for sale by Health Canada



A = OPTICAL ZONE
B = REVERSE CURVE DEPTH (RCD)
C = LANDING ZONE ANGLE

*MOONLENS Overnight
Orthokeratology Lens Design*

BAUSCH+LOMB

Boston[®]
Materials



MYOPIA MANAGEMENT MADE EASY

**Ask us today about this new, easy way to
manage your patients' myopia, and your
patients will thank you to the moon and back!**



SPECIAL GAS PERMEABLE LENSES

 **Elipsys**

Fabricado por

 **Lenticon**
EUROPE

COMPLETE GP SYSTEM FOR ALL TYPES OF CORNEAS

WELCOME TO SIMPLICITY

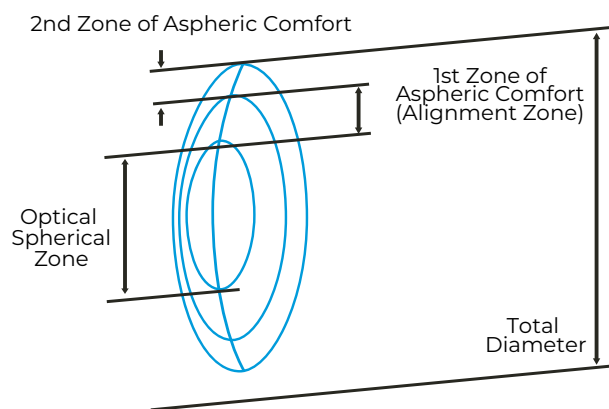
ElipSYS is a superior design based on research and 45 years of experience manufacturing RGP lenses. From the beginning, the ElipSYS system offers the simplest adaptation for both regular and irregular cornea providing great comfort.

Comfortable from the beginning of the adaptation

Su diseño Esfero-Asférico con control de apoyo periférico permite un mejor alineamiento corneal optimizando el intercambio lagrimal, manteniendo su centrado y estabilidad. La mayoría de los pacientes alcanza un alto grado de confort a los pocos días de uso.

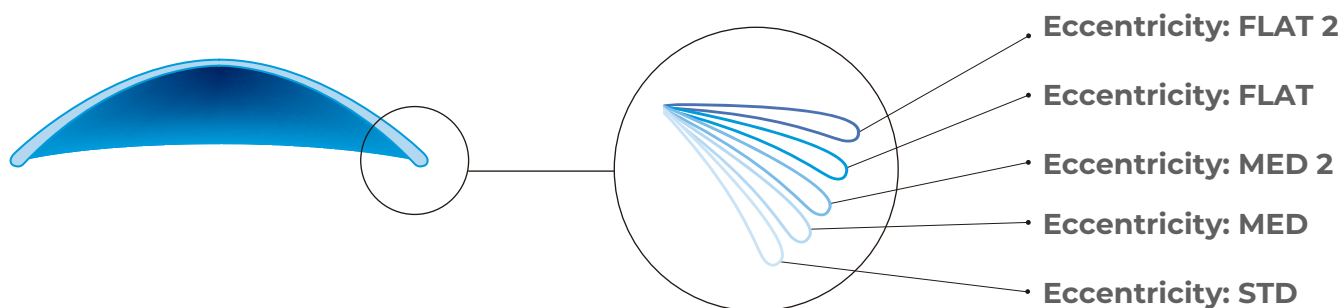
Easy to adapt

In 85% of the cases, the lens that is calculated with the fitting set is the definitive lens. The ElipSYS system is complemented with an online



The advantage of peripheral control

The new concept of "peripheral support control" is ideal for corneas that have different levels of eccentricity. Based on a statistical analysis, a nomogram was created identifying several levels of eccentricity for the different corneal conditions.



DATA SHEET

Geometry (interior):	Spherical-Aspheric with peripheral alignment control
Geometry (exterior):	Sphero-progressive

Characteristics:

Available Parameters:

Power (D):	± 25D
Eccentricity (Ecc):	STD, MED, MED 2, FLAT and FLAT 2
Base curve (mm):	5.00mm to 11mm (0.05mm steps)
Total diameter (mm):	7.00mm to 12.60mm (0.10mm steps)
Optic zone diameter (Z0mm):	6.00mm to 10.00mm (0.10mm steps)
Central thickness:	0.17 (-3.00D) standar
Material:	Optimum Extra - CONTACMAC
Classification:	Focon III 4
Permeability to oxygen:	DK 100
Visibility Tint:	Blue
Recommended replacement:	Between 18 and 24 months
Plasma Treatment:	Yes
Identification Engraving:	Yes
Presentation:	Vial with security seal
Maintenance System:	Preservative + Isopropyl alcohol cleaner

Fitting Set with 30 Lenses

ElipSYS STD	Regular Cornea	DT. 9.80mm 10 Lenses
ElipSYS KC	Irregular Cornea	DT. 9.60mm 10 Lenses
ElipSYS SE	Readjustments / Decentralizations	DT. 11.20mm 10 Lenses



PROSTHETIC LENSES

 **ORION**
VISION GROUP

bioCOLORS™

CUSTOM LENSES

SERIES X



bioColors™ are custom-made opaque lenses. With 22 opaque colors and two different iris patterns, patients can select from a vast number of color combinations. These lenses are available in both custom sphere and custom toric prescriptions.

bioColors™ prosthetic custom lenses are for patients with a wide variety of eye disorders and injuries. Our soft prosthetic lenses provide new hope in redefining discolored or misshapen pupils, amblyopia, and other ocular anomalies.



(BEFORE)
BROWN IRIS



45X
BLUE GREY



46X
CARIBBEAN
BLUE



49X
EVERGREEN



54X
CHESTNUT



56X
DARK COCOA

SERIES V



How does it work ?

Orion Vision Group is a contact lens company that specializes in custom contact lenses that are not available from the major contact lens manufacturers. Our innovative process seals the lens design and ink inside the lens, making them incredibly comfortable and durable.



(BEFORE)
BROWN IRIS



45V
BLUE GREY



46V
CARIBBEAN
BLUE



49V
EVERGREEN























54V
CHESTNUT



56V
DARK COCOA

LENS PARAMETERS

Sphere	Cylinder	Axis
+20.00 to - 20.00 in 0.25 diopter steps	Up to -10.00 in 0.25 diopter steps	From 1 to 180 in 0.25 diopter steps
Material	Diameter	Base Curve
Polymacon 38% Methafilcon 55%	13.0 to 22.0 mm	7.7 to 9.5

LENS PARAMETERS	COLOR PARAMETERS	UNDERPRINT COLORS
<p>Iris Design Diameters</p> <ul style="list-style-type: none"> - 10.5 mm - 11.25 mm - 12.25 mm <p>Limbal Ring Diameter</p> <ul style="list-style-type: none"> - Variable <p>Clear Pupil Sizes</p> <ul style="list-style-type: none"> - 2.8 mm - 3.3 mm - 4.2 mm - 5.0 mm - 6.0 mm <p>Occluded Pupil Sizes</p> <ul style="list-style-type: none"> - 3.0 mm - 3.5 mm - 4.0 mm - 4.5 mm - 5.0 mm - 6.0 mm - 7.0 mm - 9.0 mm - 10.5 mm - 11.0 mm - 12.0 mm 	<ul style="list-style-type: none"> 41  Aqua Enhancer 42  Blue Enhancer 43  Green Enhancer 44  Baby Blue 45  Blue Gray 46  Caribbean 47  Turquoise 48  Lavender 49  Evergreen 50  Pistachio 51  Stormy Gray 52  Granite 53  Honey 54  Chestnut 55  Pecan 56  Dark Cocoa 	<ul style="list-style-type: none"> U1  Black U2  Pecan U3  Stormy U4  Granite

bioSPORT™ PERFORMANCE LENSES

bioSport™ lenses are custom lenses designed to enhance visual acuity for a variety of sporting activities. The colors available are Amber, Bolle Blue, Gray/Green, Green, SunTac and Yellow.



AMBER



BOLLE
BLUE



GRAY/GREEN



GREEN



SUN TAC



YELLOW

bioMED™ THERAPEUTIC LENSES

bioMed™ Lenses are designed for patients who experience migraines, photophobia, eye strain and difficulties with glare. Colors are available in Blue Blocker, Cobalt, Lavender, Migraine 55, Red and Teal.



BLUE
BLOCKER



COBALT



LAVENDER



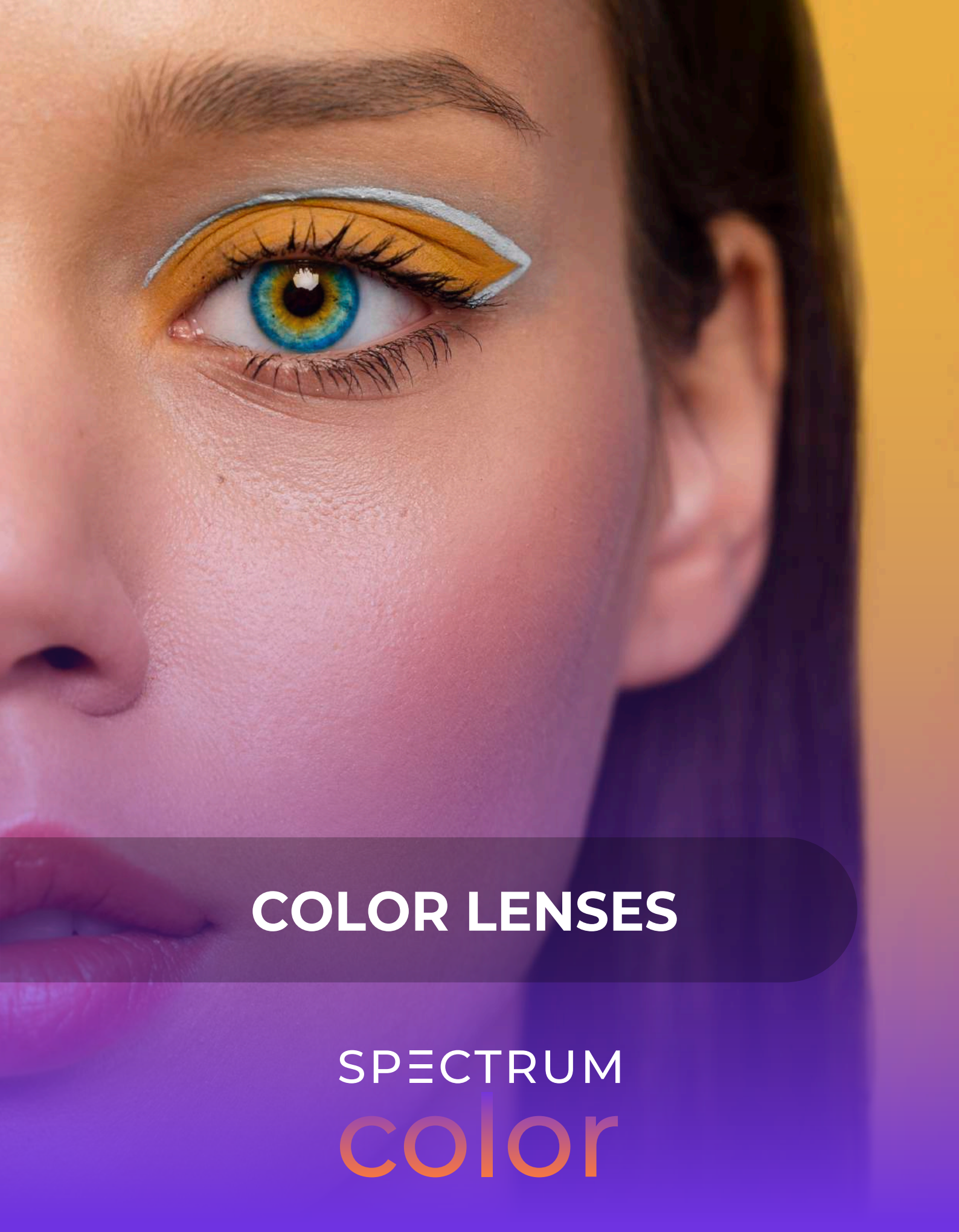
MIGRAINE 55



RED



TEAL



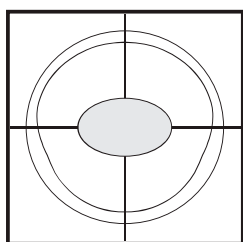
COLOR LENSES

SPECTRUM
color

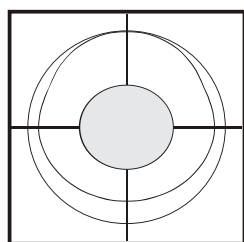
SPECTRUM Color brand contact lenses offer long-lasting comfort to wearers. Our lenses are manufactured with classic polymacon material, which is still widely recognized for its durable, dependable performance across all environments.

Advanced “in-toric” applied design reduces axis rotation. Circle “zone” gives superior visual correction. Toric lenses limitless optical range, cylinder and axis give wearers an individually, “PRECISE FIT”. The superior prism ballast design creates great visual acuity.

The optical zone, formed by a sophisticated design, enables wearers to catch wide views from every angle.



Otras marcas



SPECTRUM color

SPECTRUM color

Material	62% polymacon, 38% water content
Base Curve	8.60
Diameter	14.50mm
Graphic Color	Custom make
Power Range	0.00 to ±25.00D 0.00 to ±6.00D (0.25D steps) ±6.50 to ±25.00D (0.50D steps)
Cylinder Power	-0.50 to -7.00D (0.25D steps)
Axis	5° to 180° (in 5° steps)
Axis Marks	Three lines indication at 6 o'clock
Nominal Centre Thickness	0.130mm @-3.00D
Dk/t @-3.00D	7.51x10 ⁻⁹ (cm/s)(mLO ₂ /ml.mmHg)
Oxygen Permeability Dk@35°C	9.77x10 ⁻¹¹ (cm ² /s)(mLO ₂ /ml.mmHg)
Standard Pack Size	Vial: 1 lens

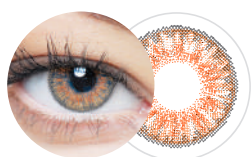
*More colors available

**We can design the color you require.




Yearly


3-tone color lens



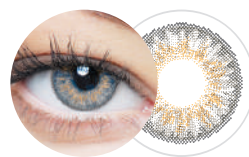
Tangerine
(CL365N)




Olive
(CL370N)



Turquoise
(CL304N)



Gray
(CL301N)



Dusk Blue
(CL367N)

1d **Daily**

3m **Quarterly**

Material	Hioxifilcon A, 58% H ₂ O
Base Curve	8.60
Diameter	14.20 mm
Power Range	-10.00 to +6.00D -0.50 to -6.00D (0.25D steps) -6.50 to -10.00D (0.50D steps) +0.50 to +4.00D (0.25D steps) +4.50 to +6.00D (0.50D steps)
Pack	10 Lenses
Replacement	Daily

Material	Methafilcon A, 55% H ₂ O
Base Curve	8.60
Diameter	14.20 mm
Power Range	-10.00 to +6.00D -0.50 to -6.00D (0.25D steps) -6.50 to -10.00D (0.50D steps) +0.25 to +4.00D (0.25D steps) +4.50 to +6.00D (0.50D steps)
Pack	2 Lenses
Replacement	Quarterly



3m **Quarterly**

Material	Polymacon, 38% H ₂ O
Base Curve	8.60
Diameter	14.20 mm
Power Range	-10.00 to +6.00 -0.00 to -6.00 (0.25D steps) -6.50 to -10.00 (0.50D steps) +0.50 to +6.00 (0.50D steps)
Pack	2 Lenses
Replacement	Quarterly



*More colors available

**We can design the color you require.



Spectrum Color Halloween 1 Day

Material	Polymacon, 38% H ₂ O		
Base Curve	8.60	Diameter	14.20 mm
Power Range	0.00 to -6.00D		
Packing Type	2 Lenses	Replacement	Daily



Black Out
(FN101N)



Red Vampire
(FN102N)



White Out
(FN103N)



Angelic White
(FN104N)



Blue Walker
(FN105N)



Zombie Yellow
(FN106N)

Spectrum Color Halloween

Material	Polymacon, 38% H ₂ O		
Base Curve	8.60	Diameter	14.50 mm
Power Range	0.00		
Packing Type	2 Lenses	Replacement	Monthly



Angelic Blue
(FN002)



Angelic Red
(FN004)



Banshee
(FN006)



Black Wolf
(FN010)



Lestat
(FN030)



Manson
(FN032)



Red Cat
(FN042)



Red Vampire
(FN044)



White Out
(FN067)



SUPPLIES



SENSATION



This premium all-in-one solution for soft contact lenses combines safety with sensational comfort. The solution, with active lipid, protein and mucin remover, has an excellent double antibacterial effect. The addition of Hyaluronate makes it exceptionally suitable for sensitive eyes.

Thanks to the water lock, the solution hydrates the lenses not only on application, but also as they are worn throughout the day. The solution enhances comfort when wearing the lenses, minimising eye irritation and dryness.

Composition:

PHMB, Polyquaternium, Hyaluronate, EDTA, NaCl, Poloxamer, Borax, Boric acid, purified water.

Purpose:

Cleaning, disinfecting, removal of protein deposits, applying, storing, rinsing and lubricating for all types of contact lenses.

Benefits:

- Recommended for sensitive eyes.
- Double antibacterial action.
- Enhances comfort, minimising eye irritation and dryness.

Disponibile en:

- Pack de 100 ml (1 x 100 ml + portallentes)
- Pack de 360 ml (1 x 360 ml + portallentes)





FINE



Premium **all-in-one** solution for **RGP contact lenses** with excellent antibacterial action and thorough cleaning properties.

HPMC also increases viscosity, optimising comfort on application and wear.

Purpose:

Cleaning, disinfecting, storing, and applying RGP and GP contact lenses.

Composition:


PHMB, HPMC, EDTA, NaCl, Polysorbate, Borax, Boric acid, purified water.

Benefits:

- Safe contact lens wear thanks to an excellent antibacterial action
- Ideal comfort when applying and wearing

Available in:

- **40 ml Pack** (1 x 40 ml + lens case)
- **100 ml Pack** (1 x 100 ml + lens case)
- **200 ml Pack** (1 x 200 ml + lens case)





LIVE LIFE **VIBRANTLY**

Next Generation Hypochlorous Technology for Eye Health

Lid Care Protocol

In-Office Treatment: Antimicrobial Hydrogel Technology

- Performed by Eye Care Professionals
- Lid and Lash Debridement & Moistening Gel

At-Home Maintenance: Lid and Lash Cleanser Solution

- To be utilized by patients for at-home maintenance
- Lid and Lash Irrigating & Moistening Spray



Patient Benefits

- Relieves itchy, red, irritated eyes
- Eyes feel bright & clean
- Soothing & cooling effect
- Non-sensitizing, non-toxic, nonirritating
- Effective, affordable, easy application process

Clinical/Scientific Benefits

- 10 million times reduction in bacteria (safely & gently kills 99.9999999% of bacteria)
- Anti-inflammatory effects have been shown to work through 5 different inflammatory pathways
- Interrupts vicious cycle of MGD dry eye disease

Eye Care Practitioner Benefits

- Rx only (ECP only)
- Between 20 – 140% higher concentration than other available ocular HOCL products
- 18-month shelf-life, 3-month supply at cost effective price
- Ideal integration opportunity for both contact lens and dry eye practices

Up to
50%

of contact lens wearers drop out due to comfort issues

90%

of dry eye is caused by Meibomian Gland Dysfunction (MGD)

37%

of contact lens intolerant patients had MGD



Buffered isotonic saline solution without preservatives

The **SPECTRUM SALINE Isotonic buffered saline solution** is a sterile, isotonic and buffered solution in single-dose format without preservatives that acts by mechanical entrainment, which is why it is especially suitable for people with sensitive eyes and nostrils.

Which are your principal functions?

With contact lenses:



- Rinse and insert scleral lenses.
- Rinse, hydrate and preserve scleral, soft and rigid gas permeable lenses.



Ocular instillation:

It is a very useful complementary solution for users of all types of contact lenses since it eliminates, for example, possible dust particles, reduces the discomfort derived from adverse environmental conditions, such as environments with air conditioning / heating, dry environments, environments with smoke, etc.

Technical data:

SPECTRUM SALINE Isotonic buffered saline solution is composed of elements that make it very effective:

• Sodium Chloride:

Para la tonicidad y la osmolaridad.

• Boric acid/Sodium borate buffer:

Control the pH of the solution to be the pH of the eye.

• Single-dose format without preservatives



Single-dose 5ml
100 units box

Spectrum PRX is a one-step peroxide system with a colour indicator for cleaning all types of contact lenses: conventional, scleral, disposable, silicone hydrogel, ortho-k and RGP.



Maximum disinfection and cleaning (1 hour)

NO PRESERVATIVES



360ml

36 tablets

1 Lens holder



60ml

6 tablets

1 Lens holder

Composition

Disinfecting solution: Hydrogen peroxide 3%.

Neutralising tablets: Sodium chloride, disodium phosphate, polyvinylpyrrolidone, Vitamin B2, catalase 0.1 mg and excipient q.s. Preservative free.

Benefits

Optimal disinfection.
Fast-acting.

Recommended prescription

Especially suitable for users of conventional contact lenses, RGP and Ortho-K.

DISINFECTION WITHOUT BUBBLES

1



No bubbles should form as the coating dissolves slowly

2



START: The coating is practically dissolved and the first oxygen bubbles begin to form

3



NEUTRALISATION: Intensive oxygen release and rinsing of the lens. Since this is an exothermic process, the temperature increases

4



END: The liquid transforms into a preservative-free saline solution

FLUORESCEIN SODIUM OPHTHALMIC STRIPS USP



Sterile Ophthalmic Strips

HIGH MOLECULAR FLUORESCEIN STRIPS



Sterile Ophthalmic Strips



The #1 trusted brand worldwide manufactured with the highest quality standards.



Helps identify corneal and conjunctival deformities, thus guaranteeing outstanding results.



Unique formula, that facilitates the process of gas permeable contact lens fitting, as well as new generations of specialized contact lenses such as hybrid and scleral.



Packing: 100 strips.



When fitting soft disposable or soft specialized contact lenses; the high molecular fluorescein becomes your best ally thanks to its stainless effect.



We have created a friendly and convenient formula, which generates a premium fluorescence effect without tinting the lens material, mostly used in preliminary eye diagnostics.



Your fittings will be more precise from now on!



Packing: 100 strips.



Generates a vital stain, which allows early detection of areas with changes in the structure of cell walls throughout the ocular surface.



Very useful for the diagnosis of the different types of tear dysfunction; allows to detect the severeness, evolution, and the efficiency of the treatment.



Indispensable in the fitting process of contact lenses, given that it helps to quickly and efficiently identify the landing zone of the lens that generates intolerance.



Packing: 100 Strips.

LISSAMINE GREEN STERILE OPHTHALMIC STRIPS

S P E C T R U M

Lissamine

Sterile Ophthalmic Strips



Steril schirmers strips graduated and indicated to measure tear levels.



Developed and manufactured to provide an easier and precise reading.



100 strips.

STERILE DIAGNOSTIC SCHIRMERS TEAR STRIP

S P E C T R U M

Schirmers

Sterile Ophthalmic Strips

DMV INSERTION / REMOVAL

Scleral Lenses / Hybrids
Gas Perm / Ortho-K



GP lenses and Ortho-k

The **DMV® Classic™** removes and inserts rigid and gas permeable lenses using a small suction cup with a handle that allows you to easily grasp and release the lens without damaging it, it is especially suitable for handling larger GP lenses.



Hybrid and scleral lenses

Prosthetic Eye manipulation and Scleral Lens handling are enhanced by using the **DMV® Scleral Cup™**.

This suction cup product has been in use for decades and has become the industry standard for patients, contact lens fitters and Ocularists around the world. The Scleral Cup securely grasps the contact lens or prosthetic eye for insertion, removal and centering functions.



Available in
100 Kits - 250 Kits
and for purchase
per unit



DMV Versa

The **DMV Versa** combines the insertion and removal function in one product. One end is used for scleral lens insertion and the other end is used for scleral lens removal.

2 in 1

DMV Scleral Stand


The **DMV Scleral Stand** is used for the insertion of scleral lenses. This very simple design allows for an inexpensive, hands-free insertion option.



DMV Vented Scleral Cup is included with each Scleral Stand.



EQUIPMENT



CORNEAL TOPOGRAPHER MEDMONT E300 USB

The Advantage of the E300 Topographer

- Largest capture area of any placido ring topographer providing full limbus to limbus coverage.
- Tear Film Surface Quality (TFSQ) Algorithm, Understand and Analyse Tear Film Breakup.
- Exceptional accuracy with a standard deviation of Error of 2 μm , considered the gold standard for fitting specialty contact lenses.
- Comprehensive database of contact lens and Orthokeratology lens designs.



Spectrum Adaptor

Smartphone Eye Imaging Adaptor



Eye Capture at Your Palm

- 10 x magnification with 2 levels of warm white illumination.
- 1 cobalt blue illumination for fluorescein eye imaging.
- Flexible air cushion to fit different smart phones.
- Integrated tiltable yellow filter.



General eye check



Immobile patient check



Children patient check



Emergency check



Elderly patient Check



Pet eyecare check

Spectrum Eye Mask

USB Heating Eye Mask



**Provide Effective
Warm Compress
to Dry Eyes**

- 3 optional heating temperatures, 39°C, 41°C, 44°C.
- Fit face better with FlexStrip adjustable strip in the middle.
- Switch off automatically after 10 minutes heating.



Temperature
Adjustable



Nasal Arch Fit



Machine
Washable



Auto Switch off

Spectrum Meibographer

Meibomian Gland Imaging Camera



- Handful design for handheld use.
- Capture high quality meibomian glands images.
- Wireless connection with iPhones and Android phones.

A Truly Portable Meibographer



Optical shop



Visual Specialists



Home visit



Clinic



Community health center



Mobile eye care bus

*"We don't sell contact lenses,
we create visual specialists."*

S P E C T R U M
I N T E R N A T I O N A L

✉ sales@spctinternational.com

☎ +1 (470) 208-7030

🌐 www.spctinternational.com



spctinternational